संचालक समिति



श्री अखिलेश्वर प्रसाद सिंह
अध्यक्ष



श्री नरेन्द्र कुमार बस्न्यात्
संचालक



रहिशा शाह श्रेष्ठ
संचालक



श्री शंकर राज पाण्डे
संचालक
(सर्व साधारण शेयरधनी समुह)



श्री सान्तु श्रेष्ठ
संचालक
(सर्व साधारण शेयरधनी समुह)



श्री प्रकाशमणी घिमिरे
स्वतन्त्र संचालक

महत्वपूर्ण वित्तीय मानकहरू

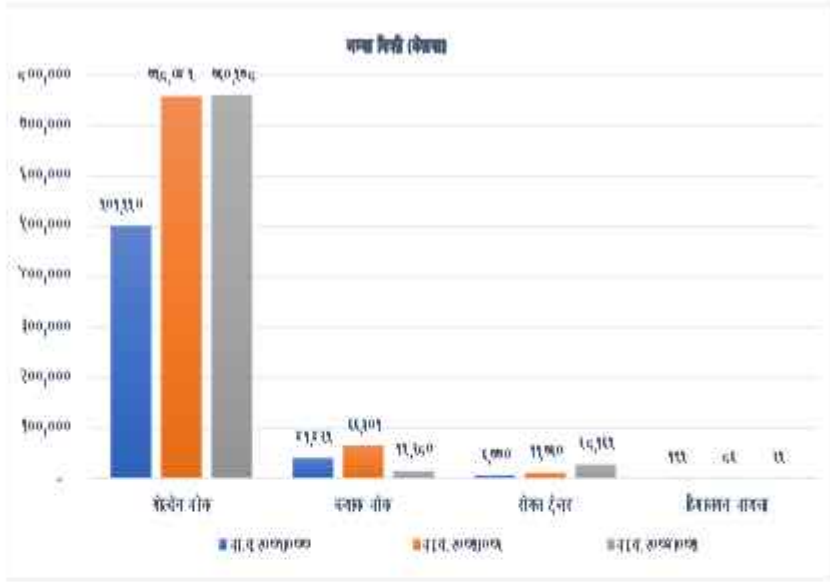

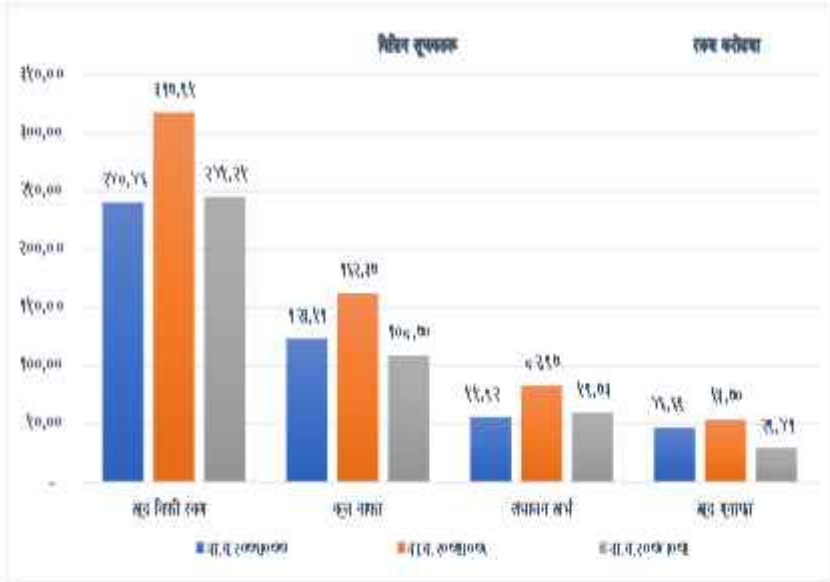

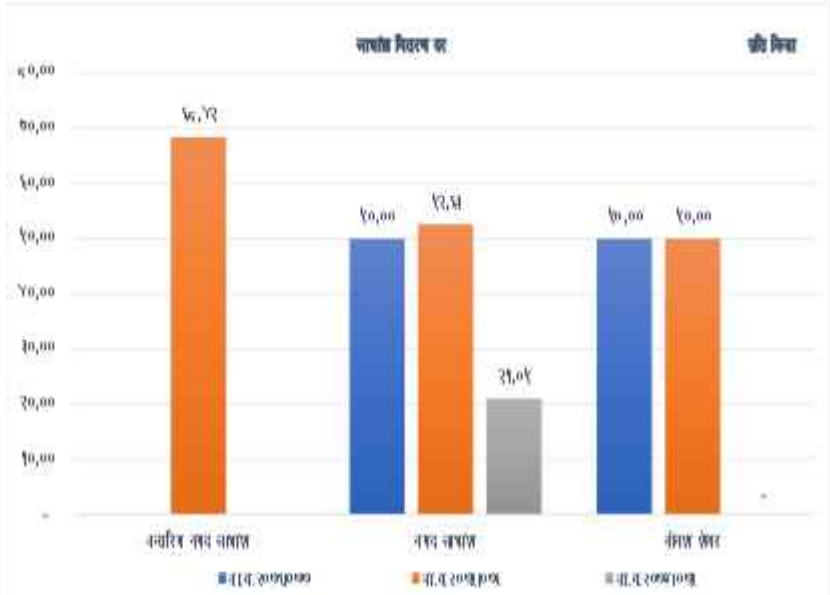

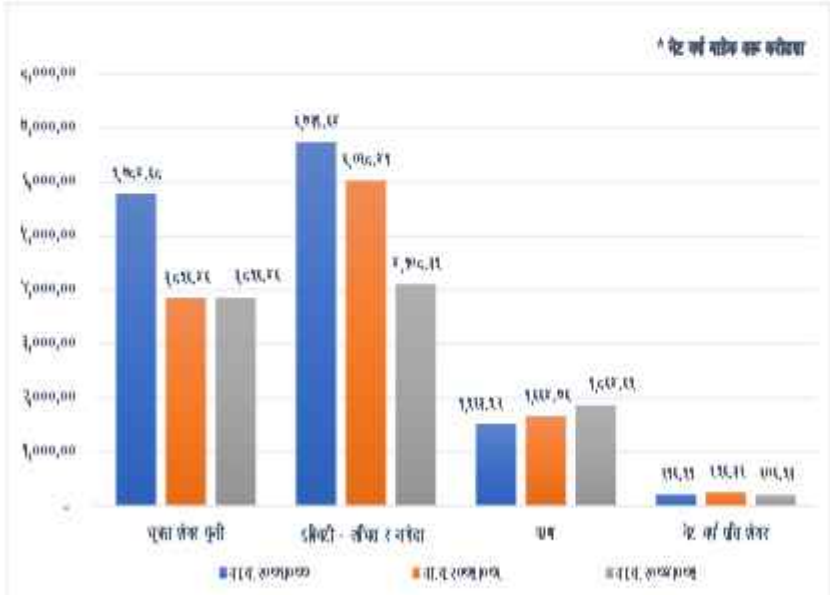

हिमालयन डिष्टिलरी लिमिटेड

विरगन्ज महानगरपालिका वार्ड नं.–२१, लिपनिविर्ता, पर्सा, नेपाल

आदरणीय शेयरधनी महानुभावहरु,

विषय : २० औं वार्षिक साधारण सभा सम्बन्धी सूचना ।

यस कम्पनीको मिति २०७७ साल पौष २ गते बिहिबार बसेको संचालक समितिको बैठकको निर्णयानुसार कम्पनीको **बीसौं वार्षिक साधारण सभा** देहायका विषयहरुमा छलफल र निर्णय गर्नका लागि निम्न मिति, स्थान तथा समयमा बस्ने भएकोले शेयरधनी महानुभावहरुको जानकारी तथा उपस्थितिको लागि यो सूचना प्रकाशित गरिएको छ ।

छलफलका विषयहरु

क. सामान्य प्रस्तावहरु :

१. आ.व. २०७६।०७७ को संचालक समितिको वार्षिक प्रतिवेदनलाई पारित गर्ने ।
२. कम्पनीको आ.व.२०७६/०७७ को वासलात, नाफा–नोक्सान हिसाब र नगद प्रवाह हिसाब सहितको लेखा परीक्षण प्रतिवेदन स्विकृत गर्ने ।
३. यस कम्पनीको सहायक कम्पनी हिमालयन मल्टी एग्रो लि.र हिमालयन फिसरीज लि.को आ.व. २०७६।०७७ को वित्तीय विवरण सहितको एकिकृत (Consolidated) वित्तीय विवरण लाई स्वीकृत गर्ने ।
४. संचालक समितिले सिफारिस गरे बमोजिम हाल कायम चुक्ता पूँजिको ५० प्रतिशतले हुने आठने नगद लाभांश रु. २८,९२,३४,१२५/-। (अक्षारुपी अठ्ठाईस करोड बयानब्बे लाख चौंतीस हजार एक सय पच्चिस मात्र) (लाभांस कर प्रयोजनार्थ समेत) वितरण गर्न स्विकृत गर्ने ।
५. लेखा परीक्षण समितिको सिफारिस बमोजिम आ.व.२०७७/०७८ का लागि लेखा परीक्षकको नियुक्ति र निजको पारिश्रमिक निर्धारण गर्ने । (सिफारिस भएका एन अमात्य एण्ड कम्पनी, चार्टर्ण्ड एकाउण्टेण्डस् पुनः नियुक्तीका लागि कम्पनी ऐन २०६३ को दफा १११ (३) बमोजिम योग्य हुनु हुन्छ)।
६. संचालक समितिले सिफारिस गरे बमोजिम कम्पनी र फुड एण्ड वेभरेज टेक्नोलोजी रिसर्च सेन्टर प्रा.लि.बीचको संशोधित करारनामालाई स्विकृत गर्ने वारे ।
७. संचालक समितिका सदस्यहरुको बैठक भत्ता बृद्धि गर्न स्विकृत गर्ने वारे ।
८. संचालक नियुक्तिलाई अनुमोदन गर्ने वारे ।

ख. विषेश प्रस्तावहरुः

१. कम्पनीको जारी पुजी बृद्धि गर्न स्विकृत गर्ने वारे ।
२. संचालक समितिले प्रस्ताव गरे बमोजिम हालको चुक्ता पूजिंको ५० प्रतिशतका दरले हुने रु. २८,९२,३४,१२५/- (अक्षारुपी अठ्ठाईस करोड बयानब्बे लाख चौंतीस हजार एक सय पच्चिस मात्र) (कायम दुई शेयरमा एक बोनस शेयर) वरावरका बोनस शेयर वितरण गर्न स्विकृत गर्ने ।
३. कम्पनीको प्रवन्ध पत्रको दफा ५(ख), ५(ग) र नियमावलीको नियम ५(ख), नियम ५(ङ), नियम ६, नियम ६(क) नियम १३(ग) र नियम १३(ण) को (छ) मा संसोधन तथा थप व्यवस्था कायम गर्ने ।
४. बोनस शेयर वितरणबाट कम्पनीको साविक चुक्ता पूँजि रु.५७,८४,६८,२५०(अक्षारुपी सन्ताउन्न करोड चौरासी लाख अठसठी हजार दुई सय पचास म्मैत्र) लाई वृद्धि गरी रु. ८६,७७,०२,३७५/- (अक्षारुपी छयासी करोड सतहत्तर लाख दुई हजार तीन सय पचहत्तर मात्र) बनाउन प्रवन्ध पत्र तथा नियमावलीमा शंसोधन गर्ने ।
५. कम्पनीको प्रवन्ध पत्र तथा नियमावलीमा हुने शंसोधन र जारी पुंजी बृद्धि सम्बन्धि भएको निर्णय बमोजिमको संसोधन सम्वन्धमा नियमनकारी निकायबाट कुनै फेरवदल सुझाव आएमा सो सुझाव अनुसार फेरवदल गर्न संचालक समितिलाई अख्तियार प्रदान गर्ने ।
६. आ.व.२०७७।०७८ को लागि कम्पनी ऐन २०६३ को दफा १०५ (ग) ले व्यवस्था गरे भन्दा वढिको खर्चलाई पूर्व स्विकृतीको लागि विषेश प्रस्ताव पारित गर्ने ।

ग. विविध ।

सभा हुने मिति, स्थान र समयः

मिति : २०७७ पौष २९ गते बुधबार (तदनुसार १३ जनवरी सन् २०२१)
स्थान : कम्पनीको रजिष्टर्ड कार्यालय, विरगन्ज महानगरपालिका वार्ड नं. २१, लिपनिविर्ता, पर्सा ।
समय : विहान १०:०० बजे ।

साधारण सभा सम्बन्धि जानकारी :

१. विश्वव्यापीरुपमा फैलिएको कोरोना भाईरस (कोभिड - १९) माहामारीको रोकथाम तथा नियन्त्रणका लागि नेपाल सरकारबाट जारी गरिएको स्वास्थ्य सम्बन्धि निर्देशन एवं मापदण्डको पालना गरी साधारण सभा गरिनेछ ।

२. शेयरधनी महानुभावको सुविधाको लागि हाजिरी पुस्तिका सभास्थलमा सभा हुने दिन विहान ८:०० बजे देखि सभा संचालन रहे सम्म खुला रहने छ ।

३. वार्षिक साधारण सभामा भाग लिन आउनु हुने शेयरधनी महानुभावहरुले हितग्राही खाता खोलिएको (डिम्याट)/शेयर प्रमाण पत्र वा नेपाल सरकारबाट जारी भएको फोटो टासिएको शेयरधनिको विवरण खुल्ने परिचयपत्र साथमा लिई आउनु हुन अनुरोध छ, अन्यथा सभाकक्ष भित्र प्रवेश गर्न पाईने छैन ।

४. शेयरधनी महानुभावहरुको जानकारीका लागि यस कम्पनीको संक्षिप्त आर्थिक विवरण यसै सूचनासंग प्रकाशित गरिएको छ । संक्षिप्त आर्थिक विवरण लगायतका वार्षिक साधारण सभामा पेश हुने सम्पूर्ण प्रस्तावहरु कम्पनीको Website: www.himalayandistillery.com मा पनि हेर्न सकिने छ ।

५. साधारण सभामा भाग लिन प्रतिनिधि नियुक्ती गर्दा प्रोक्सी पत्र साधारण सभा हुनु भन्दा ४८ घण्टा अगावै यस कम्पनीको सम्पर्क कार्यालय, ललितपुर ५, जावलाखेल र विरगन्ज, पर्सा स्थित रजिष्टर्ड कार्यालयमा प्रोक्सी दर्ता गराउनु पर्नेछ । प्रोक्सी दर्ता गरि सके पछि सो वदर गराउन चाहेमा सो को सूचना २४ घण्टा अगावै प्रोक्सी दर्ता गरेको स्थानमा लिखित निवेदन दर्ता गर्नु पर्नेछ । प्रतिनिधि मुकरर गर्दा केहि शेयर आफै संग बाकी राखि प्रतिनिधि मुकरर गर्न पाईने छैन । सम्पुर्ण शेयरको लागि एकै व्यक्तिलाई प्रतिनिधि मुकरर गर्नु पर्नेछ । प्रतिनिधि मुकरर गर्ने शेयरधनी सभामा स्वयं उपस्थित भएमा उक्त मुकरर गरिएको प्रतिनिधि (प्रोक्सि) स्वत: रद्द हुनेछ ।

६. संरक्षाक रहनु भएका शेयरधनी महानुभावहरुको तर्फबाट कम्पनीको शेयरधनी दर्ता कितावमा संरक्षाकको रुपमा नाम दर्ता भएको व्यक्तिले सभामा भाग लिन वा मतदान गर्न वा प्रतिनिधि(प्रोक्सी) तोक्न सक्नेछ ।

७. संयूक्त नाममा शेयर रहेको भए शेयर लगत कितावमा पहिले नाम उल्लेख भएको व्यक्ति वा सर्व सम्मतबाट प्रतिनिधी नियुक्त गरिएको एक व्यक्तिले मात्र सभामा भाग लिन पाउनेछ ।

८. प्रतिनिधि (प्रोक्सी) नियुक्त गर्ने व्यक्ति कम्पनी वा संगठित संस्था भएमा त्यस्तो नियुक्ती पत्रमा सो संस्था वा कम्पनीको छाप सहित अधिकृत व्यक्तिको दस्तखत भएको हुनु पर्नेछ । संस्थागत शेयरधनी बाहेक अरुले यसरी प्रतिनिधि(प्रोक्सी) नियुक्त गर्दा कम्पनीको अर्को शेयरधनीलाई मात्र गर्नु पर्नेछ ।

९. शान्ती सुरक्षाका कारण साधारण सभामा उपस्थित हुने शेयरधनी महानुभावहरुलाई यथासक्य झोला, व्याग आदि नल्याई दिनुहुन अनुरोध गर्दछौं । सभामा सुरक्षाका लागि खटिएका सुरक्षाकर्मीहरुले साधारण सभाकक्षामा प्रवेश गर्दा सवैको झोला, व्याग वा शरिर आदि जाच गर्न सक्नेछन् ।

१०. विविध शिर्षक अन्तर्गत छलफल गर्न ईच्छुक शेयरधनीहरुले सभा हुनु भन्दा सात दिन अगावै छलफलको बिषय खोलि कम्पनी सचिव मार्फत लिखित रुपमा संचालक समितिका अध्यक्षलाई जानकारी दिनु पर्नेछ ।

११. सभामा आफ्नो मन्तब्य वा जिज्ञासा ब्यक्त गर्न चाहनु हुने शेयरधनी महानुभावले सभाध्यक्षले तोकेको समयमा एक एक गरि पालो पालो मन्तब्य वा जिज्ञासा व्यक्त गरि दिनु भई सहयोग गरि दिनु हुन अनुरोध छ ।

१२. शेयरधनीले ब्यक्त गरेको मन्तब्य वा प्रश्नहरुका सम्बन्धमा संचालक समितिका एकल सदस्य वा सामुहिक रुपमा वा संचालक समितिको निर्देशनमा कम्पनी व्यवस्थापनका प्रतिनिधिहरुले जवाफ दिनेछन् ।

१३. कम्पनीले बोनस शेयर जारी गर्दा हुन आउने दशमलब पछिको अंक (Fraction) शेयरलाई पहिलेको यथावत कायम समेत थप गर्दा एक (१) शेयर गर्न सकिने भए सो गरी बाँकी रहन आउने दशमलब पछिको अंक (Fraction) शेयरलाई यथावत राखिनेछ ।

१४. साधारण सभा प्रयोजनको लागि मिति २०७७ साल पौष १७ गते शुक्रबार एक दिन यस कम्पनीको शेयरधनी दर्ता किताव बन्द हुनेछ । नेपाल स्टक एक्सचेन्ज लिमिटेडमा मिति २०७७ साल पौष १६ गतेसम्म कारोबार गरी शेयर खरिद गर्नु भई नियमानुसार निजका नाममा शेयर नामसारी भई आएका शेयरधनीहरुले सो सभामा भाग लिन र आ. व. २०७६।७७ को नगद लाभांस र बोनस शेयर पाउनका लागी योग्य हुनुहुनेछ ।

आज्ञाले,
कम्पनी सचिव

श्री संचालक समिति,
हिमालयन डिष्टिलरी लिमिटेड पर्सा ।

विषय : प्रतिनिधि नियुक्त गरेको बारे ।

जिल्ला ..... न.पा./गा.वि.स .....वडा नं .....बस्ने त्यस कम्पनीका शेयरवाला श्री .....शेयर प्रमाण पत्र नं.....लाई मेरो/हाम्रो प्रतिनिधि मनोनित गरी पठाएको छु/छौं ।

प्रतिनिधि नियुक्त भएको व्यक्तिको
हस्ताक्षरको नमूना :
शेयरधनी नं. :
हितग्राही खाता नं. :

निवेदक,
हस्ताक्षर :
नाम:
ठेगाना :
शेयर धनी नं. :
हितग्राही खाता नं.
कि.नं.....देखि .....सम्म ।
मिति :

नोट : यो निवेदन साधारण सभा हुनु भन्दा कम्तिमा ४८ घण्टा अगावै कम्पनीको रजिष्टर्ड कार्यालय विरगन्ज म.न.पा. वार्ड नं. २१, लिपनि विर्ता पर्सा र कम्पनीको सम्पर्क कार्यालय, ललितपुर जावलाखेलमा पेश गरि सक्नु पर्नेछ ।

(कृपया यहाँ काट्नु होला)

हिमालयन डिष्टिलरी लिमिटेडको विसौं वार्षिक साधारण सभामा उपस्थित हुन जारी गरिएको

प्रवेश–पत्र

शेयरधनीको नाम .....शेयरधनी नं./हितग्राही खाता नं.....
शेयर संख्या नं .....देखि ..... सम्म जम्मा .....थान ।
शेयरधनीको दस्तखत:
हिमालयन डिष्टिलरी लि.को मिति २०७७/०९/२९ गतेका दिन हुने विसौं वार्षिक साधारण सभामा उपस्थित हुन जारी गरिएको प्रवेश–पत्र ।

.....
(कम्पनी सचिव)

द्रष्टव्य : शेयरवाला आफैंले खाली कोष्ट भर्नुहोला ।
(सभा स्थलमा प्रवेश गर्न यो प्रवेश–पत्र अनिवार्य रुपमा लिई आउनु हुन अनुरोध छ)

हिमालयन डिष्टिलरी लिमिटेड

वीसौं वार्षिक साधारण सभामा

संचालक समितिको वार्षिक प्रतिवेदन

श्री आदरणीय शेयरधनी महानुभावहरु,

यस हिमालयन डिष्टिलरी लिमिटेडको वीसौं बार्षिक साधारण सभामा उपस्थित हुनु भएका सम्पूर्ण शेयरधनी महानुभावहरुलाई हार्दिक स्वागत गर्दछौं । यस सभामा आ.व. २०७६।०७७ को कम्पनीको नाफा नोक्सान हिसाव, नगद प्रवाह विवरण तथा अन्य सम्पूर्ण वित्तीय विवरणहरु सभाको स्विकृतका लागि प्रस्तुत गरेका छौं । साथै यस सभामा पेश भएका प्रस्तावहरु उपर यहांहरुबाट गहन छलफल भई प्रस्तुत प्रस्तावहरु स्वीकृतका लागि अनुरोध गर्दछौं ।

कम्पनीवाट गत वर्ष सम्पादन भएका मुख्य मुख्य कार्यहरुको समिक्षा तथा भावी कार्यक्रमहरु संचालक समितिका तर्फबाट यहांहरु समक्षा प्रस्तुत गर्न चाहान्छौं ।

१. आर्थिक वर्ष २०७६/०७७ को कारोवारको सिंहावलोकन :–

आर्थिक वर्ष २०७६/०७७ मा कम्पनीले गरेको कारोबारको संक्षिप्त बिवरण निम्नानुसार रहेको छ ।

विवरण	आ.व. २०७६/७७ को वास्तविक नाफा नोक्सान विवरण(रु.)मा
विक्री	२,४०,४६,२८,२५०।-
कुल नाफा	१,२३,५०,५३,३८२।-
कुल संचालन नाफा	७०,७०,७०,७३८।-
आयकर व्यवस्था पूर्वको नाफा	६२,७०,९३,६३२।-
आयकर व्यवस्था पछिको नाफा	४६,६९,१६,९५४।-

प्रस्तुत आर्थिक वर्षको चैत्र महिनाको ११ गते देखि देशभर कोभिड-१९ महामारीका कारण वन्दावन्दीको घोषणा भएकाले सोवाट कम्पनीको उत्पादन तथा विक्री वितरणमा ठूलो असर पर्न गएको भएता पनि कम्पनी व्यवस्थापनको उच्च मनोवल र कुशल व्यवस्थापनले ४६,६९,१६,९५४।०० (अक्षारुपी छयालिस करोड उन्नानसत्तरी लाख सोह्र हजार नौ सय चौवन्न मात्र) खुद मुनाफा आर्जन गर्न कम्पनी सफल भएको छ ।

२. राष्ट्रिय तथा अन्तराष्ट्रिय स्थितिबाट कम्पनीको कारोबारलाई परेको असर :–

(क) प्रस्तुत आर्थिक वर्षको पौष महिना देखि नै विश्वभर कोभिड-१९ महामारीको प्रभाव पर्न थाले बाट नै उद्योगलाई आवश्यक पर्ने मेसिनरी पार्ट पुर्जा, आवश्यक कच्चा पदार्थ तथा प्याकेजिङ्ग सामानहरुको आयातमा प्रत्यक्ष प्रभाव पर्न गई आपूर्तिमा समस्या देखिएको थियो ।

(ख) नेपाल सरकारले अन्त: शुल्क नियमावलीमा संसोधन गरी स्प्रिट उत्पादनको प्रतिलव्धीदरमा अव्यवाहरिक हुने गरी अत्यधिक वृद्धि गरेको कारणबाट उद्योगबाट लगभग ५ महिना स्प्रिट उत्पादनको कार्य वन्द रहन गयो । पछि नेपाल सरकारले सो संसोधित व्यवस्थालाई परिमार्जन गरे पछि मात्र उत्पादन कार्य सुचारु गर्न सकिएको थियो ।

(ग) यद्धपी कोभिड-१९ को महामारीको अवस्थामा पनि कुशल व्यवस्थापनका कारणले स्थानीय निकाय, वजार, डिष्ट्रिव्यूर्स तथा ढुवानी सेवासंगको समन्वयमा थोरै समय सम्म भए पनि उत्पादन कार्य गरी वजारको मागलाई केहि मात्रामा भए पनि आपूर्ति गर्न सकिएकाले नै कम्पनीले लिएको लक्ष्य नजिक पुग्न सफल भएका थियौं ।

(घ) कोभिड-१९ को कारणबाट उपभोक्ताको आयमा कमी, फैलिरहेको रोगले जनस्वास्थ्यमा पर्न गएको प्रभाव एवं त्रास र यसको निवारणको अनिश्चितता आदीका कारणबाट मदिराको उपभोगमा नाकारात्मक प्रभाव पर्न गएको छ ।

३. प्रतिवेदनको मिति सम्म चालु वर्षको उपलब्धी र भविष्यको सम्बन्धमा संचालक समितिको धारणा :

(क) आर्थिक बर्ष २०७६/७७ को प्रथम तीन महिनाको तुलनामा आर्थिक बर्ष २०७७/७८ को बिक्रि रकममा वृद्धि भएको छ । जून बिवरण तपसिलमा उल्लेखित छ ।

महिना	आ.व. २०७६/७७ (रु.)	आ.ब. २०७७/७८(रु.)
श्रावण देखि आश्विन मसान्त सम्म	४१,१३,२१,७०७।००	६४,२६,०९,३१६।००

(ख) कम्पनीका उत्पादनहरुलाई माग अनुरुप आपूर्ति गर्न सकियोस भनी तथा कारखानामा कुनै किसिमको बाधा अवरोध आए पनि सो बाट उपभोक्ता माझ वस्तु आपूर्तिमा कुनै असर नपरोस भन्नका लागि साधारण सभाबाट स्विकृत भए अनुसार विभिन्न अन्य उद्योगबाट सम्झौता गरी उत्पादन गर्ने कार्यलाई निरन्तरता दिएको छ । यसबाट वस्तु आपूर्तिमा सकारात्मक प्रभाव पर्नेछ ।

(ग) चालु आर्थिक वर्षको मध्य देखि कम्पनीले व्यवस्थापन सम्बन्धि कार्य आफै गर्ने भएका छौं ।

(घ) ४० यु.पि.शक्तीको प्रिमियम ब्राण्डको रुपमा **Black Oak** नामक मदिराको उत्पादन गरी बिकी वितरणको कार्यलाई अगाडि बढाउन निरन्तरता दिएका छौं । यस ब्राण्डको मदिरा प्रति उपभोग्ताको चाहना दिन प्रति दिन बढि रहेको छ । उपभोगताको चाहानालाई मध्यनजर गरी सो अनुसार यस ब्राण्डको उत्पादन र बिकी वितरणको कार्यलाई प्राथामिकता साथ अगाडि बढाउन कम्पनी प्रतिबद्ध रहेको छ ।

(ङ) कम्पनीका गुणस्तरी उत्पादनहरुको प्रबर्द्धन गर्ने कार्यमा उच्च प्राथामिकता दिनु पर्ने तर्फ हामी सम्पूर्ण शेयरधनीहरुको पनि मूख्य कर्तव्य र दायित्व हुने कुरामा कसैको दुई मत नहोला भन्ने संचालक समितिको धारणा रहेको छ । हामी सम्पुर्ण शेयरधनीहरुले कम्पनीको हितलाई मध्यनजर गरी उत्पादन प्रति अपनत्व ग्रहण भएमा यसबाट प्राप्त हुने प्रतिफलमा अझ वृद्धि हुने भन्ने अपेक्षा संचालक समितिले राखेको छ ।

(च) कम्पनीको व्यवस्थापन प्रणाली, उत्पादन प्रकृया, कर्मचारी तथा उपभोक्ताहरुको हित प्रति निरन्तर रुपमा सजग एवं सचेत भई कार्य गरिरहेका छौं । यसलाई बिभिन्न किसिमका अन्तराष्ट्रिय गुणस्तर प्रमाणीरण कार्यलाई अद्यावधिक गरिएको छ । यसबाट कम्पनीको कार्यमा बृद्धि हुने एवं जनमानसमा कम्पनी प्रतिको विश्वास बढ्ने आशा लिएका छौं ।

(छ) कम्पनीको मूख्य व्यवसायलाई केन्द्रमा राखी सोही आधारमा खर्च व्यवस्थापन गरी सधैं झै अनुत्पादक पहिचान भएका क्षेत्रका खर्चहरुलाई व्यवस्थापन गर्दै गएका छौं । आम्दानी वृद्धि हुने सम्भावना भएका कार्यमा कम्पनीले खर्च गर्दै जानेछ ।

(ज) कम्पनीले गत वर्षहरुमा जस्तै यस वर्षमा पनि कारखानामा काम गर्ने श्रमिकहरुको कार्य कुशलता र कार्यगत एकता कायम गर्नका लागि तालिम, सेमिनार, भेला, बनभोज जस्ता एकवद्धता र उत्प्रेरणा प्रदान गर्ने किसिमका कार्यक्रमहरु गरेका छौ । यस्तो कार्यबाट कम्पनीका श्रमिक र व्यवस्थापन बीच आपसमा सदभाव बढ्न गई कार्यगत एकता कायम भैरहेकोले कम्पनीको उत्पादकत्व बृद्धि हुने कुरामा विश्वस्त छौं ।

(झ) चालु आर्थिक वर्षमा पनि कम्पनीले व्यवसायिक र सामाजिक उत्तरदायित्व सम्बन्धि कार्यलाई निरन्तरता दिने लक्ष्य लिएको छ । कम्पनीले आफूले प्राप्त गरेको गत वर्षको मुनाफाबाट औद्योगिक व्यवसाय ऐन र औद्योगिक व्यवसाय नियमावली बमोजिम संस्थागत सामाजिक उत्तरदायित्व सम्बन्धि कार्यमा प्रस्तुत आ.व.मा रु.४७,२८,३५०।०० खर्च गरेका छौं ।

(ञ) कम्पनीले उत्पादन तथा विक्री गरि रहेका **Royal Treasure, Black Oak , Golden Oak** जस्ता उत्पादनहरुले कम्पनीको व्यवसायिक कारोवारमा सकारात्मक प्रभाव नै पारेको छ । भविश्यमा अर्को नयां ब्राण्डको मदिरा समेत उत्पादन एवं विक्री वितरणको लागि कार्य गरि रहेको यस सभामा जानकारी गराउदछौं । यसबाट बिभिन्न तहका बिक्रेताहरुले ब्राण्डको विविधता एवं व्यापार विस्तारको अवसर पाई रहेको र अझ पाउने छन् । यसबाट नेशनल डिष्ट्रिव्यूर्टस, डिष्ट्रिव्यूटर्स, होलसेलर्स, रिटेलर्स र उपभोक्ताहरु संगको व्यवसायिक सम्वन्ध सुदृढ र शसक्त हुदै कम्पनीको गुणस्तरीय उत्पादन प्रति विश्वास प्राप्त हुने कुरा आशा लिएका छौं ।

४. औद्योगिक र व्यवसायीक सम्वन्धमा:–

(क) कम्पनीको उत्पादनहरु विक्री गर्ने च्यानलहरु नेशनल डिष्ट्रिव्यूर्टस, डिष्ट्रिव्यूटर्स, होलसेलर्स र रिटेलर्स र हाम्रा ब्राण्डलाई रुचाई दिन हुने उपभोक्ताहरु संगको सम्वन्धलाई सामाजिक, सास्कृतिक एवं व्यवसायिक साझेदारीका माध्यमबाट अझ दरिलो बनाउदै जाने लक्ष्यका साथ कार्य गरि रहेका छौं । यसै गरि कम्पनीमा लगानी गर्ने वैंक तथा वित्तीय संस्थाहरु संगको सम्वन्ध सुमधुर रहेको महशुस गरेका छौं ।

(ख) कम्पनीका लागि आवश्यक कच्चा पदार्थ तथा प्याकेजिङ्ग म्याटेरियल्सहरु सप्लाईमा वाधा विरोध नआयोस् भन्नका लागि गत वर्ष जस्तै यस वर्ष पनि नयां नयां वैकल्पीक सप्लायर्सहरुको खोजी गर्ने, प्रयोग गरिने सामानहरुको गुणस्तर र मूल्यलाई समेत मूल्याङ्कन गरी सो अनुसार कार्य गर्ने लक्ष्य लिएका छौं । कम्पनीको सप्लाई र गुणस्तर सम्वन्धि सजग र मूल्यको यथोचित सम्वोधनले कम्पनीलाई दीर्घकालिन रुपमा हित नै हुने अपेक्षा कम्पनीले लिएको छ ।

(ग) कम्पनीको मूख्य कच्चा पदार्थ स्प्रिट उत्पादनका लागि प्रयोग हुदै आएको Broken Rice मौसमी उत्पादन भएको हुनाले यसको उचित व्यवस्थापन एवं भण्डारणका लागि Silo को निर्माण कार्य सम्पन्न गरी संचालनमा ल्याईएको छ । यसबाट स्प्रिट उत्पादनमा प्रयोग हुने मुख्य कच्चा पदार्थको भण्डारण र व्यवस्थापन प्रभावकारी भई भविश्यमा अभाव नहुने कुरामा कम्पनी विश्वस्त छ ।

(घ) वातावरण प्रदुषण प्रतिको प्रचलित कानुनी एवं सामाजिक दायित्वलाई पूर्ववत: पालना गर्दै जानु पर्ने आवश्यक्तालाई मध्यनजर गरी Effulent Treatment Plant लाई निरन्तर रुपमा मर्मत संभार गर्दै संचालन गरिरहेका छौं । साथै खेर गएका वस्तुलाई समेत पुन: प्रशोधन गरी त्यसबाट लाभ लिने कार्यका लागि Wet Cake उत्पादन गरी जडित Decanter लाई सुचारु राखी सो वाट समेत यथोचित प्रतिफल लिई रहेका छौं । वदलिदो परिवेशमा कम्पनीको कार्यलाई प्रविधि मैत्री वनाउदै लाने लक्ष्य अनुरुप आवश्यक कार्यहरु भई रहेको जानकारी गराउदछौं ।

(ङ) विभिन्न संघ, संस्था, सरकारी निकाय आदीमा यथोचित प्रतिनिधित्व गरी उद्योग मैत्री नीति निर्माणका लागि Advocacy को कार्य गरि रहेका छौं ।

(च) संस्थागत सामाजिक उत्तरदायित्व अन्तर्गत कम्पनीले साविक वर्षहरुमा जस्तै यस वर्ष पनि वातावरण तथा समाज प्रतिको उत्तरदायित्वलाई प्राथमिकतामा राखेका छौं । यसका लागि कम्पनीले नेपाल सरकारका निकाय तथा स्थानिय सरकारका निकायहरु, स्थानीय क्लवहरु, सामाजिक संस्था, खेलकुद सम्बन्धि क्षेत्रहरु तथा परम्परा देखि चलि आएका सास्कृतिक धरोहरलाई वचाई राख्नका लागि सम्वन्धित सरोकारवालाहरुसँग समन्वय गरि कार्य गर्दै आएका र यस्तो कार्यलाई कम्पनीको आर्थिक अवस्थाले भ्याए सम्म निरन्तरता दिदै जाने लक्ष्य लिएका छौं ।

५. संचालक समितिमा भएको हेरफेर र त्यसको कारण:–

समिक्षा गरिएको आ.व.मा एक जना संचालकले राजिनामा दिनु भएको छ ।

६. कारोवारलाई असर पार्ने मुख्य कुराहरु :–

(क) हाल विश्वभर फैलिएको कोभिड-१९ को प्रभाव हाम्रो देशमा पनि परेको र यसबाट कम्पनीको उत्पादन, विक्री वितरणमा समेत पर्न गएको छ।

(ख) उपभोक्ताहरुलाई झुक्याउने उद्धेश्यले यस कम्पनीका ब्राण्डहरुको नक्कल गरी उत्पादन तथा विक्री गर्ने प्रवृति वढि रहेकोले कारोवारमा प्रभाव परेको छ।

(ग) वजारमा अत्यधिक मात्रामा नयां उत्पादनहरु आएकाले प्रतिस्पर्धाको जोखिम वढ्न गएको छ।

(घ) नीति नियम स्थीरता नभएका कारण कारोवारमा प्रभाव पर्ने गरेको छ।

(ङ) अधिकांश कच्चा पदार्थ तथा प्याकेजिङ्गका सामाग्रिहरुको भर विदेशमा नै पर्नु पर्ने हुनाले यस्तो महामारीको अवस्थामा आयात भई उत्पादन स्थलमा प्राप्त गर्न धेरै समय लाग्ने गरेको छ।

७. लेखा परीक्षण प्रतिवेदनमा कुनै कैफियत भए सो मा प्रतिकृया :–

लेखा परीक्षणमा कुनै कैफियत नरहेकाले कुनै पनि प्रतिकृया नभएको ब्यहोरा अनुरोध छ।

८. बोनस शेयर तथा नगद लाभांस बाडँफाड गर्न सिफारिस गरिएको प्रतिशत :–

कम्पनीले यस आर्थिक वर्ष २०७६।७७ मा आर्जन गरेको खुद मुनाफा तथा संचित मुनाफाबाट कम्पनीका शेयरधनीहरुलाई हाल कायम चुक्ता पूँजिको ५० प्रतिशत बोनस शेयर (कायम दुई शेयरमा एक बोनस शेयर) र प्रति शेयर रु ५० का दरले हुन आउने नगद लाभांश रु. २८,९२,३४,१२५/-। (अक्षारुपी अठ्ठाईस करोड बयानब्बे लाख चौंतीस हजार एक सय पच्चिस मात्र) (लाभांस कर प्रयोजनार्थ समेत) गरी वितरण गर्ने सिफारिस गरिएको छ। संचालक समितिको बोनस शेयर र नगद लाभांस वितरणको प्रस्तुत सिफारिसलाई स्वीकृतीका लागी अनुरोध गर्दछौं।

अन्त्यमा सदा झै शेयरधनी महानुभावहरुबाट कम्पनीलाई सहयोग एवं सुझावहरु प्राप्त भैरहने आशा एवं विश्वास व्यक्त गर्दै कम्पनीलाई सहयोग पुऱ्याउनु हुने नेपाल सरकारका विभिन्न निकाय, कर्मचारीहरु, कम्पनीका श्रमिकहरु, व्यवस्थापनका पदाधिकारीहरु, सप्लायर्सहरु, वितरकहरु, उपभोक्ताहरु, शेयरधनिहरु र शुभ चिन्तक लगायतका सम्पूर्ण महानुभावहरुलाई संचालक समितिको तर्फबाट हार्दिक कृतज्ञता एवं धन्यवाद व्यक्त गर्न चाहन्छु।

धन्यवाद।
संचालक समितिको तर्फबाट
श्री अखिलेश्वर प्रसाद सिंह
अध्यक्ष

कम्पनी ऐन २०६३ को दफा १०९ को उप दफा ४ अनुसारको अतिरिक्त बिवरण : (आर्थिक बर्ष २०७६/७७)

१. **शेयर जफत सम्बन्धि बिवरण :** यस आर्थिक बर्षमा कुनै पनि शेयरहरु जफत गरिएको छैन ।

२. **कम्पनी र सहायक कम्पनी बीचको कारोबार :** यस कम्पनीका सहायक कम्पनीहरुमा उद्धेश्य अनुसार संचालन गर्नका लागि स्रोत जुटाउने कार्य भई रहेको छ ।

३. **कम्पनी तथा यसका सहायक कम्पनीले यस आर्थिक वर्षमा गरेका आर्थिक कारोवारहरु र कारोवारमा आएको महत्वपूर्ण परिवर्तन :** प्रतिवेदन अवधि सम्ममा हिमालयन मल्टी एग्रो लिमिटेडमा शेयर पूजिं वापत रु.२,००,०००।०० र हिमालयन फिसरीज लिमिटेडमा कम्पनी केहि पेश्की रकम दिईएको र चालु आर्थिक वर्षमा जग्गा खरिद गर्ने योजना रहेको छ । उक्त कामको लागि उपलब्ध गराउने रकमलाई शेयरपूजींमा लगानी गर्ने योजना रहेको छ ।

४. **कम्पनीका आधारभुत शेयरधनीहरुले कम्पनीलाई उपलब्ध गराएको जानकारी :** यस्तो कुनै जानकारी यस प्रतिवेदनको अवधि सम्म प्राप्त भएको छैन ।

४. **गत आर्थिक बर्षमा कम्पनीका संचालक र पदाधिकारीहरुले लिएको शेयर स्वामित्वको बिवरण :** प्रस्तुत अवधिमा कुनै पनि कम्पनीका संचालक वा पदाधिकारीले कम्पनीको शेयरको स्वामित्व थप लिएको जानकारी कम्पनीमा प्राप्त भएको छैन ।

५. **कम्पनी संग सम्बन्धित सम्झौताहरुमा कुनै संचालक वा निजको नजिकको नातेदारको व्यक्तीगत स्वार्थ बारे उपलब्ध गराईएको जानकारीको व्यहोरा :** गत वर्ष भएको वार्षिक साधारण सभाले गरेको निर्णय अनुसारको कार्यलाई निरन्तरता दिएको र आगामी वर्षहरुमा समेत साधारण सभाको स्विकृत लिई गर्नु पर्ने कार्यलाई सोही अनुसार गर्दै जाने जानकारी गराउदछौं ।

६. **बाई ब्याक गरिएका शेयरको बिवरण :** कम्पनीले आफ्ना शेयरहरु आफैले वाई ब्याक गरेको छैन ।

७. **आन्तरीक नियन्त्रण व्यवस्था :** कम्पनीको आन्तरीक नियन्त्रण व्यवस्था प्रभावकारी रहेको छ। आन्तरीक नियन्त्रण व्यवस्थामा अबलम्बन गरिएका मुख्य प्रकृयाहरु निम्नानुसार रहेका छन ।

क. मजबुत आन्तरीक लेखा परीक्षण, निरिक्षण र नियन्त्रण प्रणाली अपनाईएको छ ।

ख. कम्पनीले कम्प्युटराईज्ड विलिङ्ग प्रणाली स्विकृत लिई अवलम्वन गरेको, आफनो कारोवारलाई पारदर्शी बनाउन ERP System मा रेकर्ड राखी कारोवार गर्न थालिएको छ । यसै गरि श्रमिकहरुको हाजिरी विदा आदिको रेकर्ड समेत ज्च्क्ष्क क्थकतझ वाट गर्ने गरिएको छ ।

ग. आन्तरीक लेखा परीक्षक नियुक्ती गरी लेखा परीक्षण गर्ने कार्य त्रैमासिक रुपमा नियमित रुपमा गर्ने गरिएको र निजहरुले दिएको प्रतिवेनदलाई लेखा परीक्षण समिति तथा संचालक समितिमा पेश गरि छलफल गरिने र प्राप्त निर्देशन बमोजिम कार्य गरि रहेका छौं ।

घ. वार्षिक लक्ष्यलाई प्राथमिकता साथ हेरी सो अनुसार कार्य भए नभएको सम्वन्धमा तुलनात्मक अध्यन गर्ने गरिएको छ ।

ङ उत्पादन तथा बिक्रि वितरणमा प्रत्यक्ष नियन्त्रण तथा अनुगमनका लागी नेपाल सरकार, आन्तरिक राजश्व कार्यालयबाट पूर्णकालिन कर्मचारी खटिई प्रत्यक्ष नियन्त्रण एवं अनुगमन गर्ने गरिएको छ ।

च. कामदार तथा कर्मचारीको हितका लागि भैपरि आउने दुर्घटनाबाट कसरी बच्ने, बचाउने सम्वन्धि तालिम, काम गर्दा अपनाउनु पर्ने सावधानीहरु आदीका विषयमा प्रयोगात्मक एवं सैद्धान्तिक तालिमहरु, कामदार तथा कर्मचारीहरुको स्वस्थ प्रत्यक्ष असर नपरोस् भन्नका लागि आवश्यक स्वस्थ्य सम्वन्धि सामाग्रीहरुको वितरण जस्ता कम्पनीका

गतिविधिहरुले कार्यगत एकता एवं वातावरण मैत्री बनाउनेमा सहयोग पुगेको महसुस गरिएको छ। साप्ताहिक रुपमा कारखाना व्यवस्थापन र कम्पनी व्यवस्थापन बीच बैठक राखी भए गरेका कार्यको विवरण, कम्पनीले लक्ष्य हासिल गर्नका लागि उपयुक्त वैकल्पीक उपायको अवलम्वन, देखिएका समस्याहरुको निराकरणको लागि कारखाना र सम्पर्क कार्यालय बीच नियमित छलफल एवं प्रत्यक्ष सम्पर्कबाट गतिविधि बुझ्न सजिलो भएकोछ।

छ. कम्पनीले सामाजिक उत्तरदायित्व बहन गर्नका लागि विभिन्न क्लव, शैक्षिक संस्था, धार्मिक संस्था, स्थानीय सरकारी निकाय जस्ता संस्था संग समन्वय गरी यथासंम्भव सहयोग गरि रहेका छौं।

८. **समिक्षा बर्षमा भएको कुल व्यवस्थापन खर्च :**

विवरण	रुपैया
पारिश्रमिक खर्च	१६,१३,४६,७३५।-
कार्यालय संचालन खर्च	१४,६८,७५,२१५।-
जम्मा व्यवस्थापन खर्च	३०,८२,२१,९५०।-

९. **लेखा परीक्षण समितिको सदस्यहरुको नामावली, पारिश्रमिक भत्ता तथा सुविधा, सो समितिले गरेको काम कारवाहिको बिवरण र समितिले दिएको सुझावको विबरण :**

क. लेखा परीक्षण समितिका सदस्यहरुको नामावली : लेखा परीक्षण समितीमा निम्नानुसारका सदस्यहरु रहनु भएको छ।

१. श्री शंकरराज पाण्डे
२. श्री सान्तु श्रेष्ठ
३. श्री नरेन्द्र कुमार वस्न्यात्

ख. लेखा समितिको सदस्यहरुलाई रु.१०,०००/- (कर सहित) बैठक भत्ताको व्यवस्था गरिएको छ।

ग. समितिले गरेको काम कारवाहिको बिवरण :

(१) प्रत्येक त्रैमासिक अबधिको कम्पनीको आर्थिक प्रगति विवरण, आन्तरिक लेखा परीक्षकबाट लेखा परीक्षण गराई निजले दिएको लेखा प्रतिवेदनमा जनाएका कैफियत अनुसार समिक्षा गर्ने र सो अनुसार कम्पनी व्यवस्थापनलाई सुधार गर्न गराउन निर्देशन दिने गरेको।

(२) कम्पनीको आर्थिक अवस्था र अन्य अवस्थाहरुको जानकारी र सुधार गर्ने उद्धेश्यले त्रैमासिक रुपमा नियमित आन्तरीक लेखा परीक्षण कार्य गर्न निर्देशन दिएको।

(३) कम्पनीको आन्तरीक लेखा परीक्षक नियुक्तीका सम्वन्धमा सिफारिस गर्ने गरिएको।

(४) लेखा परीक्षक नियुक्तिका लागी सिफारीस गर्ने लगायत कम्पनीको लेखा सम्बन्धि बिषयमा राय सल्लाह र सुझावहरु लेखा समितिले दिने गरेको।

(५) कम्पनीको अलेखा परीक्षित वासलात, नाफा नोक्सान हिसाव, वास्तविक नाफा नोक्सानको तुलनात्मक हिसाव, वास्तविक खर्चहरुको बिवरण, बिक्रि परिमाण र मूल्य, लक्ष्य र विक्रिको तुलनात्मक विबरण सहितको बिवरणहरु माग गरी समिक्षा गर्ने कार्य गरेको।

(६) कम्पनीको वार्षिक विक्री लक्ष्य, आम्दानी तथा खर्च आदिको समिक्षा गरी वार्षिक वजेट तयार गर्न कम्पनी व्यवस्थापनलाई निर्देशन दिने गरेको।

(७) कम्पनीको वार्षिक अनुमानित बजेट स्विकृतको लागि संचालक समितिमा सिफारिस गर्ने गरेको।

१०. संचालक, प्रबन्ध संचालक, कार्यकारी प्रमूख, अधारभुत शेयरधनी र निजका नजिकका नातेदार तथा संलग्न फर्म, कम्पनी वा संगठित संस्थाले कम्पनीलाई कुनै रकम बुझाउन बाकि भए सो कुरा :

श्री जे.जि.आई.डिष्टिव्यूसन प्रा.लि.	रु. ९०,१०,८१,९७७/-
श्री विजय डिष्टिलरी प्रा.लि.	रु. (१२,९७,७८०/-)
श्री जावलाखेल ग्रुप अफ इण्डष्ट्रिज प्रा.लि.	रु. ३१,५५२/-
श्री रोलिङ्ग रिभर डिष्टिलर्स प्रा.लि.	रु. ९५,८१,५१२/-

११. संचालक, प्रबन्ध संचालक, कार्यकारी प्रमूख तथा पदाधिकारीहरुलाई भुक्तानी गरिएको पारिश्रमिक, भत्ता तथा सुविधाको रकम :

कर्मचारीहरुको विवरण	आ.व. २०७६/७७
अध्यक्ष र संचालक समितिका सदस्यलाई प्रदान गरिएको वैठक भत्ता	५,६४,०००।००
जम्मा खर्च	५,६४,०००।००

१२. **शेयरधनीहरुले बुझि लिन बाकि रहेको लाभांशको रकम :** कम्पनीले आ.व. २०७०/०७१ र २०७१।०७२ मा शेयरधनीहरुलाई नगद लाभांस वितरण गर्ने निर्णय भए अनुसार २०७६ अषाढ सम्म जम्मा रु. २१,२६,९२२।६८ भुक्तानी दिन वाकी रहेको र आ.व. २०७२/०७३, २०७३।०७४, २०७४।०७५ र २०७५।०७६ को संचित मुनाफाबाट वितरण गरिएको नगद लाभांस र अन्तरिम लाभांसको जम्मा रु.१,०४,६५,४४८।३२ प्रतिवेदन अवधि सम्म शेयरधनीहरुले वुझि लिन बाकी रहेको हुनाले हाल सम्म लाभांस भुक्तानी लिन वाकी शेयरधनीहरुले कम्पनीको सम्पर्क कार्यालय, ललितपुर तथा कम्पनीका शेयर रजिष्ट्रार श्री नविल ईन्भेष्टमेण्ट वैंकिङ्ग लिमिटेड, नक्साल काठमाण्डौंमा सम्पर्क गरि लिन सक्नु हुने जानकारी गराउदछौं ।

१३. **यस अवधिमा खरिद/विक्री गरेको सम्पत्ति विवरण:** यस समिक्षा वर्षमा कम्पनीले स्थिर सम्पति रु.१,४७,७०,७०४।०० को खरिद गरेको छ भने रु.५,५१,८०६।०० को विक्री गरेको छ ।

१४. **सम्वद्ध कम्पनी वीच भएका कारोवार :** यस कम्पनीले तपशिल बमोजिमका सम्वद्ध कम्पनी संग कारोवार गरेको छ ।

कम्पनी	बिक्री (रु.)	खरिद (रु.)
श्री जे.जि.आई.डिष्टिव्यूसन प्रा.लि.	४,५७,५९,८१,८१०/-	६,११,१७,२१६/-
श्री विजय डिष्टिलरी प्रा.लि.	२०,९५,९६,९२०/-	
श्री जावलाखेल ग्रुप अफ इण्डष्ट्रिज प्रा. लि.		१०,९७,५८,६२९/-
श्री रोलिङ्ग रिभर डिष्टिलर्स प्रा.लि.	५६,१२,५०,५३८/-	
श्री फुड एण्ड बेभरेज टेक्नोलोजी रिसर्च सेन्टर प्रा.लि.	११,०१८/-	३९,८०,५७,६३१/-

धितोपत्र दर्ता तथा निष्काशन नियमावली, २०७३ को नियम २६ को उपनियम २ संग सम्वन्धित अनुसूची १५ बमोजिमको वार्षिक विवरण ।

१. **संचालक समितिको प्रतिवेदन :** सम्वन्धित शिर्षक अन्तर्गत राखिएको ।

२. **लेखापरीक्षकको प्रतिवेदन :** सम्वन्धित शिर्षक अन्तर्गत राखिएको ।

३. **लेखा परीक्षणमा भएको वित्तीय विवरण:** सम्वन्धित शिर्षक अन्तर्गत राखिएको ।

४. **कानूनी कारवाहि सम्वन्धि विवरण:**

(क) **त्रैमासिक अवधिमा संगठित संस्थाले वा संस्था विरुद्ध कुनै मुद्धा दायर भएको भए :** यस भन्दा अगाडि चलिरहेका मुद्धा बाहेक यस अवधिमा कुनै मुद्धा दायरा भएको छैन ।

(ख) **संगठित संस्थाका संस्थापक वा संचालक वा संस्थापक वा संचालकको विरुद्धमा प्रचलित नियमको अवज्ञा वा फौजदारी अपराध गरेको सम्वन्धमा कुनै मुद्धा दायर गरेको वा भएको भए:** संस्थाको पूर्व संचालकलाई धितोपत्र बोर्डले जरिवाना गरेकोमा सो बिषयमा पुनरावेदन परी हाल उच्च अदालत, पाटनमा विचाराधिन रहेको बाहेक अन्य नभएको ।

(ग) **कुनै संस्थापक वा संचालक विरुद्ध आर्थिक अपराध गरेको सम्वन्धमा कुनै मुद्धा दायर भएको भए:** यस कम्पनीको जानकारीमा नभएको ।

५. **संगठित संस्थाको शेयर कारोवार तथा प्रगतिका विश्लेषण :**

(क) **धितोपत्र वजारमा भएको संगठित संस्थाको शेयरको कारोवार सम्वन्धमा व्यवस्थापनको धारणा:**

नेपाल स्टक एक्सचेन्ज तथा धितो पत्र वोर्डको सुपरिवेक्षण व्यवस्थाको अधिनमा रहि कारोवार हुने गरेको।

(ख) **आ.व. २०७६।०७७ मा संगठित संस्थाको शेयरको अधिकतम्, न्यूनतम र अन्तिम मूल्यका साथै कुल कारोवार शेयर संख्या र कारोवार दिन:**

त्रैमास	अधिकतम मूल्य रु.	न्यूनतम मूल्य रु.	अन्तिम मूल्य रु.	कुल कारोबार दिन	कुल कारोबार संख्या	कुल कारोबार शेयर संख्या
प्रथम त्रैमास	१६५२	१३६५	१४७७	५६	७०१	६०११२
दोश्रो त्रैमास	१८६६	११२३	१२४१	५९	४८१७	४५८३६०
तेश्रो त्रैमास	१९८९	१२०५	१२८०	४६	१८८८५	२४५०९९२
चौथो त्रैमास	१६६९	११४०	१५९९	१५	३०४९	३३४१५०

(श्रोत: नेपाल स्टक एक्चेन्ज)

६. **समस्या तथा चुनौति :**

क) **आन्तरिक समस्या तथा चुनौती :**

१. कोभिड १९ को महामारीका कारणले मदिराको बिक्रि वितरणका मुख्य स्थानहरु होटल, रेष्टुरेण्ट, बार, क्लब, पार्टि प्यालेस आदी को पुर्ववत रुपमा संचालनमा कठिनाई भएकाले बिक्रि वितरणमा समस्या एवं चुनौति थपिएको ।

२. वर्तमान महामारीका कारण बिक्रि वितरण एवं बजार प्रबर्धनको तौर तरिकामा नौलो किसिमले परिवर्तन गर्नु पर्ने चुनौति रहेको

३. बजारमा उस्तै देखिने कपि क्याट ब्राण्डको आगमन बढने क्रममा रहेकाले हाम्रा उत्पादनको छुट्टै पहिचान दिन चुनौति रहेको ।

४. नयाँ बिषम परिस्थितिको सामना गर्न लिईने कार्यनिति तथा रणनितिका लागी लागत बढन सक्ने जोखिम रहेको ।

ख) वाह्य समस्या तथा चुनौती :

१. विश्वव्यापी रुपमा देखिएको कोभिड-१९ को कारणबाट कम्पनीको उत्पादन, बिक्री वितरण लगायतका काममा प्रभाव पर्नु, कम्पनीका उत्पादन हुने स्थानहरु लामो समय सम्म बन्द रहनु, उपभोक्ताको क्रय शक्तिमा कमि आउनु, फैलिरहेको रोगले जनस्वास्थ्यमा पर्न गएको प्रभाव एवं त्रास र यसको निवारणको अनिश्चितता एवं आर्थिक चलायनमान हुने गतिविधिहरु निस्कृय हुदा मदिराको उपभोगमा नकारात्मक प्रभाव पर्न गई कम्पनीको कारोबारमा समस्या एवं चुनौति थपिन गएको ।

२. अधिकांश कच्चा पदार्थ तथा प्याकेजिङ्ग सामग्रिहरुको लागि विदेशको नै भर पर्नु पर्ने भएकाले यस्तो महामारीको अबस्थामा आयात भई उत्पादन स्थलमा प्राप्त गर्न धेरै समय लाग्ने गरेको ।

३. नीति, नियममा स्थीरता नभएका कारण कारोबारमा प्रभाव पर्ने गरेको ।

४. बजारमा अत्याधिक मात्रामा नयां उत्पादनहरु आएकाले प्रतिस्पर्धाको जोखिम बढन गई चुनौति थपिएको ।

ग) रणनीतिः

१. आन्तरिक तथा वाह्य समस्या एवं चुनौतिहरु रहे पनि कम्पनीले लिएका लक्ष्यहरुलाई पुरा गर्न र शेयरधनीहरुको हितमा कार्य गर्ने गरी उत्पादनको चापलाई मध्यनजर गरी कच्चा पदार्थ भण्डारण लगायत उत्पादनका सामाग्रीहरु समयमा नै उत्पादन स्थल सम्म उपलब्ध गराउने कार्यमा योजनाबद्ध सोचका साथ कार्य गर्ने ।

२. कम्पनीको व्यवस्थापन प्रणाली, उत्पादन प्रकृया आदि प्रति सजग रहि गुणस्तरिय उत्पादनको निरन्तरता लाई कायम राखि यसलाई विभिन्न अन्तराष्ट्रिय गुणस्तर प्रमाणिकरण गर्ने कार्यलाई निरन्तरता दिई उपभोक्तालाई कम्पनीका उत्पादनहरु प्रति बिश्वस्त गराउने ।

३. कारखानामा कुनै पनि किसिमको अबरोध भएको खण्डमा पनि माग र आपुर्ति बिच कुनै ग्याप नरहोस भन्नाका लागी अन्य स्थानबाट समेत उत्पादन गरि बजारमा वितरण गर्ने प्रबन्ध मिलाईएको ।

४. कम्पनीको मूख्य व्यवसायलाई केन्द्रमा राखेर सोहि आधारमा प्रतिफल लक्षित खर्च व्यवस्थापन गर्ने ।

५. ब्राण्ड विविधता एवं व्यपार विस्तारमा जोड दिने ।

७. संस्थागत शुसासन :

क. संस्थागत सुशासनलाई सदैव उच्च प्रथामिकतामा राख्दै आएको र संस्थागत सुशासन सम्वन्धि निर्देशिका तथा परिपत्रहरुको पूर्ण रुपमा परिपालना गर्ने गरिएको छ ।

ख. आन्तरिक नियन्त्रण प्रणालीलाई व्यवस्थित गर्न लेखा परिक्षण समिति गठन गरिएको छ जसले वहाय र आन्तरीक लेखा परिक्षाकबाट दिईएका सुझाव तथा निर्देशन हरुलाई कार्यान्व्यन गराउनुका साथै आन्तरीक नियन्त्रण प्रणालीलाई अझ सुदृढ बनाउन व्यवस्थापनलाई सल्लाह र सुझाव दिदै आईरहेको छ ।

ग. कारोबारलाई छिटो, छरितो, चुस्त तथा बैज्ञानिक बनाउन तथा आवश्यक रणनिति तय गर्न विभिन्न समितिहरु गठन गरि क्रियाशिल रहेको छ ।

घ. संस्थागत सुशासनलाई पूर्ण रुपमा परिपालना यसलाई अझ सुदृढ बनाउदै लैजान यस कम्पनी प्रतिबद्ध रहेको छ ।

N. Amatya & Co.
Chartered Accountants

UDIN: 201220CA0020928fVG

INDEPENDENT AUDITOR'S REPORT
TO THE SHAREHOLDERS OF
HIMALAYAN DISTILLERY LTD.

Report on the audit of the financial statements

Opinion

We have audited the financial statements of **Himalayan Distillery Pvt. Ltd.** *(hereinafter referred to as "the Company")*, which comprise the statement of financial position as at Ashad 31, 2077 (July 15, 2020), and the statement of profit or loss and other comprehensive income, the statement of changes in equity, the statement of cash flows for the year then ended, and notes to the financial statements, including a summary of significant accounting policies.

In our opinion, the accompanying financial statements present fairly, in all material respects, the financial position of the Company as at Ashad 31, 2077 (July 15, 2020), and its financial performance and its cash flows for the year then ended in accordance with Nepal Financial Reporting Standards (NFRS).

Basis for opinion

We conducted our audit in accordance with Nepal Standards on Auditing (NSAs). Our responsibilities under those standards are further described in the auditor's responsibilities for the audit of the financial statements section of our report. We are independent of the Company in accordance with the code of ethics for professional accountant issued by Institute of Chartered Accountants of Nepal (ICAN) together with the ethical requirements that are relevant to our audit of the financial statements under the provisions of the Companies Act, 2063 and we have fulfilled our other ethical responsibilities in accordance with these requirements and the ICAN's Code of Ethics for professional accountants. We believe that the audit evidence obtained by us is sufficient and appropriate to provide a basis for our audit opinion on the financial statements.

Key audit matters

Key audit matters are those matters that, in our professional judgement, were of most significance in our audit of the financial statements of the financial year ended on 31st Asadh 2077 (15th July 2020). These matters were addressed in the context of our audit of the financial statements as a whole, and in forming our opinion thereon, and we do not provide a separate opinion on these matters. We have determined the matters described below to be the key audit matters to be communicated in our report.

Key audit matters	***How our audit addressed the key audit matter***
Revenue recognition *(Refer Note 1.11 "Revenue" and Note 17 of the financial statements)*	
Revenue from sale of goods (hereinafter referred to as "Revenue") is recognised when the Company transfers significant risks and rewards of ownership to the customer, which is mainly upon delivery, the amount of revenue can be measured reliably and recovery of the consideration is probable. The timing of revenue recognition is relevant to the reported performance of the Company. The management considers revenue as a key measure of evaluation of performance. There is a	Our audit procedures included the following: ▪ Assessed the Company's accounting policies on revenue recognition in line with NAS 18 (Revenue) and tested thereof. ▪ Evaluated the integrity of the Company's general information and technology control environment and tested the operating effectiveness of IT application controls over Revenue recognition. ▪ Performed detailed analysis of Revenue, analytical testing with monthly sales information filed with tax authorities, tested the timing of its recognition and accuracy of

Fourth Floor, Gajendra Bhawan, 1784/42 Ramshah Path, Kathmandu, Nepal
T : 977-1-4010660, F :977-1-4010661, E : info@namatya.com.np

Key audit matters	How our audit addressed the key audit matter
risk of revenue being recorded before significant risks and rewards of ownership are transferred.	the amounts recognized and verification of the supporting information of the Revenue transactions. • Tested the supporting documentation for selected sample of sales transactions recorded during the period closer to the year end and subsequent to the year end to evaluate whether Revenue was recognised in the correct period.

Information other than the financial statements and auditor's report thereon

The management of the Company is responsible for the other information. The other information comprises the information included in the annual report, but does not include the financial statements and our auditor's report thereon.

Our opinion on the financial statements does not cover the other information and we do not express any form of assurance conclusion thereon.

In connection with our audit of the financial statements, our responsibility is to read the other information and, in doing so, consider whether the other information is materially inconsistent with the financial statements or our knowledge obtained during the course of audit or otherwise appears to be materially misstated.

If, based on the work we have performed, we conclude that there is a material misstatement therein, we are required to report that fact. We have nothing to report in this regard.

Responsibilities of management and those charged with governance for the financial statements

The management of the Company is responsible for the preparation and fair presentation of the financial statements in accordance with NFRS, and for such internal control as management determines is necessary to enable the preparation of financial statements that are free from material misstatement, whether due to fraud or error.

In preparing the financial statements, management is responsible for assessing the Company's ability to continue as a going concern, disclosing, as applicable, matters related to going concern and using the going concern basis of accounting unless management either intends to liquidate the Company or to cease operations, or has no realistic alternative but to do so.

Those charged with governance are responsible for overseeing the Company's financial reporting process.

Auditor's responsibilities for the audit of the financial statements

Our objectives are to obtain reasonable assurance about whether the financial statements as a whole are free from material misstatement, whether due to fraud or error, and to issue an auditor's report that includes our opinion. Reasonable assurance is a high level of assurance, but is not a guarantee that an audit conducted in accordance with NSAs will always detect a material misstatement when it exists. Misstatements can arise from fraud or error and are considered material if, individually or in the aggregate, they could reasonably be expected to influence the economic decisions of users taken on the basis of these financial statements.

As part of an audit in accordance with NSAs, we exercise professional judgement and maintain professional skepticism throughout the audit. We also:

- Identify and assess the risks of material misstatement of the financial statements, whether due to fraud or error, design and perform audit procedures responsive to those risks, and obtain audit evidence that is sufficient and appropriate to provide a basis for our opinion. The risk of not detecting a material misstatement resulting from fraud is higher than for one resulting from error,

as fraud may involve collusion, forgery, intentional omissions, misrepresentations, or the override of internal control.

- Obtain an understanding of internal control relevant to the audit in order to design audit procedures that are appropriate in the circumstances, but not for the purpose of expressing an opinion on the effectiveness of the Company's internal control.
- Evaluate the appropriateness of accounting policies used and the reasonableness of accounting estimates and related disclosures made by management.
- Conclude on the appropriateness of management's use of the going concern basis of accounting and, based on the audit evidence obtained, whether a material uncertainty exists related to events or conditions that may cast significant doubt on the Company's ability to continue as a going concern. If we conclude that a material uncertainty exists, we are required to draw attention in our auditor's report to the related disclosures in the financial statements or, if such disclosures are inadequate, to modify our opinion. Our conclusions are based on the audit evidence obtained up to the date of our auditor's report. However, future events or conditions may cause the Company to cease to continue as a going concern.
- Evaluate the overall presentation, structure and content of the financial statements, including the disclosures, and whether the financial statements represent the underlying transactions and events in a manner that achieves fair presentation.

We communicate with those charged with governance regarding, among other matters, the planned scope and timing of the audit and significant audit findings, including any significant deficiencies in internal control that we identify during our audit.

Report on other legal and regulatory requirements

We report that:

a. We have obtained all the information and explanations which to the best of our knowledge and belief were necessary for the purpose of our audit.

b. In our opinion, proper books of account as required by law have been kept by the Company, so far as appears from our examination of those books.

c. The enclosed statement of financial position, statement of profit or loss and other comprehensive income and statement of cash flows have been prepared in conformity with provision of the Company Act, 2063 and the same are in agreement with the books of account maintained by the Company.

d. To the best of our information and according to explanations given to us and so far appeared from our examination of the books of account of the Company necessary for the purpose of our audit, we have not come across cases where Board of Directors or any employees of the Company have acted contrary to the provisions of law relating to the accounts or committed any misappropriation or caused loss or damage to the Company relating to the accounts in the Company.

Manish Amatya
Partner
For: N. Amatya & Co.
Chartered Accountants

Address: Putalisadak, Kathmandu
Date: December 17, 2020

हिमालयन डिष्टिलरी लिमिटेड

२०७७ साल अषाढ मसान्त सम्मको एकिकृत वित्तिय अवस्थाको विवरण (वासलात)

(रुपैयाँमा)

विवरणहरु	नोट समूह । उद्योग	समूह		उद्योग	
		यस वर्ष रु.	गत वर्ष रु	यस वर्ष रु	गत वर्ष रु
सम्पत्ति					
गैर चालु सम्पत्ति					
क) जायजेथा, प्लान्ट र उपकरण	३क । ३क	५९०,२४२,२०३	६२५,१८६,७१६	५५७,३७०,७६०	६०५,०४३,२४३
ख) पुँजीगत कार्य प्रगती	३ख । ३ख	-	-	-	-
ग) अदृश्य सम्पत्ति	३ग । ३ग	८७४,२२०	१,३९२,९६७	८७४,२२०	१,३९२,९६७
घ) वित्तीय सम्पत्ति					
ईक्वीटी उपकरणमा अग्रिम लगानी		-	-	२०,०००,०००	२०,०००,०००
ङ) अन्य गैर चालु सम्पत्ति	४।४	२०,१९३,१४२	२०,१९३,१४२	२०,१९३,१४२	२०,१९३,१४२
जम्मा गैर चालु सम्पत्ति		**६११,३०९,५६५**	**६४६,७७२,८२५**	**५९८,४३८,१२२**	**६४६,६२९,३५२**
चालु सम्पत्ति					
क) जिन्सी मौज्दात	५।५	४२६,१०४,८८२	३०१,६३२,९०८	४२६,१०४,८८२	३०१,६३२,९०८
ख) वित्तीय सम्पत्ति					
ट्रेड आसामीहरु	६।६	९११,५७६,९४४	४०३,१७५,७४४	९११,५७६,९४४	४०३,१७५,७४४
नगद तथा नगद सरह	७।७	१२,९९१,५७९	४,१४४,२०३	१२,१३६,९५९	३,५९४,३८३
ग) अन्य चालु सम्पत्ति	४।४	३२,५५३,५०९	४६,७१४,४१८	३४,६३१,३६८	४८,१०८,९६८
जम्मा		१,३८२,९२६,९१४	७५५,६६७,२७३	१,३८४,४५०,१५३	७५७,०१२,००३
घ) गैर चालु सम्पत्ति - हेल्ड फर सेल	..।८	-	-	१२,७२७,९७०	-
जम्मा चालु सम्पत्ति		**१,३८२,९२६,९१४**	**७५५,६६७,२७३**	**१,३९७,१७८,१२३**	**७५७,०१२,००३**
जम्मा सम्पत्ति		**१,९९४,२३६,४७९**	**१,४०२,४४०,०९८**	**१,९९५,६९६,२४५**	**१,४०३,६४१,३५५**
ईक्वीटी तथा दायित्वहरु					
ईक्वीटी					
क) ईक्वीटी					
शेयर पुँजी	८।९	५७८,४६८,२५०	३८५,६४५,५००	५७८,४६८,२५०	३८५,६४५,५००
ख) अन्य ईक्वीटी					
संचित र जगेडा	९।१०	६७२,५३९,०८०	६०१,५९२,२००	६७३,९६४,०४६	६०२,८४१,१५८
जम्मा ईक्वीटी		**१,२५१,००७,३३०**	**९८७,२३७,७००**	**१,२५२,४३२,२९६**	**९८८,४८६,६५८**
गैर चालु दायित्वहरु					
क) वित्तीय दायित्वहरु					
ऋण परिचालन	१०।११	१,९५६,०३०	३,७६५,२५६	१,९५६,०३०	३,७६५,२५६
ख) डेफर्ड कर दायित्व	११।१२	२९,५८७,४३६	२८,५२५,२३९	२९,५८७,४३६	२८,५२५,२३९
जम्मा गैर चालु दायित्व		**३१,५४३,४६६**	**३२,२९०,४९५**	**३१,५४३,४६६**	**३२,२९०,४९५**
चालु दायित्वहरु					
क) वित्तीय दायित्वहरु					
ऋण परिचालन	१०।११	१५०,३९५,६३८	१६२,७१०,८६८	१५०,३९५,६३८	१६२,७१०,८६८
ट्रेड साहुहरु	१२।१३	१११,६४५,७२३	६३,११०,३२४	१११,६०१,९२३	६३,०६५,७२४
अन्य वित्तीय दायित्वहरु	१३।१४	५९,७१८,९३९	५३,७६५,०५९	५९,७१८,९३९	५३,७६५,०५८
ख) अन्य चालु दायित्वहरु	१४।१५	३१२,०२५,०९१	९६,३४९,५२६	३१२,०२४,४९१	९६,३४६,४२६
ग) चालु कर दायित्व (खुद)	१५।१६	७५,९०१,०९२	६,९७६,१२६	७५,९०१,०९२	६,९७६,१२६
जम्मा चालु दायित्व		**७११,६८५,६८३**	**३८२,९११,९०३**	**७११,६४०,४८३**	**३८२,८६४,२०२**
जम्मा ईक्वीटी तथा दायित्व		**१,९९४,२३६,४७९**	**१,४०२,४४०,०९८**	**१,९९५,६९६,२४५**	**१,४०३,६४१,३५५**

यसमा संलग्न बुंदाहरु यस एकिकृत वित्तिय विवरणका अभिन्न अंगहरु हुन् ।

आजको मितिको हाम्रो संलग्न प्रतिवेदन अनुसार

निरज सुवेदी
प्रमुख वित्त अधिकृत

सान्टु श्रेष्ठ
संचालक

अखिलेश्वर प्रसाद सिंह
अध्यक्ष

मनिष अमात्य
साझेदार
एन. अमात्य एण्ड कम्पनी
चार्टर्ड एकाउन्टेन्ट्स्

स्थान : काठमाण्डौं
मिति : २ पौष २०७७ (सन् डिसेम्बर १७, २०२०)

हिमालयन डिष्टिलरी लिमिटेड

२०७६ साल श्रावण १ देखि २०७७ साल असार ३१ सम्मको एकिकृत नाफा/ नोक्सान विवरण

(रुपैयाँमा)

विवरणहरु	नोट समूह। उद्योग	समूह		उद्योग	
		यस वर्ष रु	गत वर्ष रु	यस वर्ष रु	गत वर्ष रु
संचालनबाट आय	१६।१७	४,७६७,०६०,४७१	६,४३९,३५६,९३२	४,७६७,०६०,४७१	६,४३९,३५६,९३२
घटी: अन्त शुल्क		२,३६२,४३२,२२१	३,२५९,८१६,०६३	२,३६२,४३२,२२१	३,२५९,८१६,०६३
घटी: बिक्रीको लागत मुल्य	१७।१८	१,०९०,५७२,०८२	१,४१७,६०५,९२२	१,०९०,५७२,०८२	१,४१७,६०५,९२२
घटी: उत्पादन खर्च	१८।१९	७९,००२,७८६	१३८,२१०,२१७	७९,००२,७८६	१३८,२१०,२१७
कुल नाफा		१,२३५,०५३,३८२	१,६२३,७२४,७३०	१,२३५,०५३,३८२	१,६२३,७२४,७३०
अन्य संचालन आम्दानी	१९।२०	८७९,१४९	७९३,०६०	९५९,१४९	१,७७४,५८७
जम्मा संचालनबाट आम्दानी		१,२३५,९३२,५२९	१,६२४,५१७,७९०	१,२३६,०१२,५३१	१,६२५,४९९,३१७
कर्मचारी सुविधा खर्चहरु	२०।२१	१६१,३४६,७३५	१८४,६०४,८६३	१६१,३४६,७३५	१८४,६०४,८६३
प्रशासनिक तथा अन्य खर्चहरु	२१।२२	१४६,९७१,२२३	१७१,१८३,१४३	१४६,८७५,२१५	१७१,०७०,७१२
बिक्री तथा वितरण खर्चहरु	२२।२३	२२०,७१९,८४३	४५४,१८२,६०९	२२०,७१९,८४३	४५४,१८२,६०९
संचालन नाफा		७०६,८९४,७३०	८१४,५४७,१७५	७०७,०७०,७३८	८१५,६४१,१३३
ह्रास कट्टी तथा अपलेखन		४९,६८९,४९२	५५,७७३,७४७	४९,६८९,४९२	५५,७७३,७४७
वित्तीय खर्च	२३।२४	३०,२८७,६१४	१९,८१३,०७३	३०,२८७,६१४	१९,८१३,०७३
आयकर पुर्वको नाफा		६२६,९१७,६२४	७३८,९६०,३५५	६२७,०९३,६३२	७४०,०५४,३१३
आयकर खर्च					
चालु कर	२४।२५	१५९,१९४,४८१	२०६,४७१,५७६	१५९,१९४,४८१	२०६,४७१,५७६
डेफर्ड कर	२४।२५	१,०६२,१९७	(३,४६०,००९)	१,०६२,१९७	(३,४६०,००९)
यस वर्षको नाफा		४६६,७४०,९४६	५३५,९४८,७८८	४६६,९१६,९५४	५३७,०४२,७४६
अन्य विस्तृत आम्दानी					
नाफा नोक्सान विवरणमा पुन: वर्गिकरण नगरिएका:					
१) परिभाषित लाभ दायित्वको पुन: मापन		-	-	-	-
२) यी कुराहरु संग सम्बन्धित आयकर क्रेडिट(खर्च)		-	-	-	-
अन्य विस्तृत आम्दानी		-	-	-	-
यस वर्षको जम्मा विस्तृत आम्दानी		४६६,७४०,९४६	५३५,९४८,७८८	४६६,९१६,९५४	५३७,०४२,७४६
नाफाको हिस्सा:					
हिमालयन डिष्टिलरी लिमिटेडका शेयर धनिहरुलाई		४६६,७४०,९४६	५३५,९४८,७८८	४६६,९१६,९५४	५३७,०४२,७४६
जम्मा		४६६,७४०,९४६	५३५,९४८,७८८	४६६,९१६,९५४	५३७,०४२,७४६
जम्मा अन्य विस्तृत आम्दानीको हिस्सा:					
हिमालयन डिष्टिलरी लिमिटेडका शेयर धनिहरुलाई		-	-	-	-
जम्मा विस्तृत आम्दानीको हिस्सा:					
हिमालयन डिष्टिलरी लिमिटेडका शेयर धनिहरुलाई		४६६,७४०,९४६	५३५,९४८,७८८	४६६,९१६,९५४	५३७,०४२,७४६
जम्मा		४६६,७४०,९४६	५३५,९४८,७८८	४६६,९१६,९५४	५३७,०४२,७४६
प्रति शेयर आम्दानी (प्रति शेयर परल मुल्य रु. १००)					
आधारभुत प्रति शेयर आम्दानी	२५।२६	८०.६९	१३८.९७	८०.७२	१३९.२६
डाईलुटेड प्रति शेयर आम्दानी	२५।२६	८०.६९	१३८.९७	८०.७२	१३९.२६

यसमा संलग्न बुंदाहरु यस एकिकृत वित्तिय विवरणका अभिन्न अंगहरु हुन्।

आजको मितिको हाम्रो संलग्न प्रतिवेदन अनुसार

निरज सुवेदी
प्रमुख वित्त अधिकृत

सान्टु श्रेष्ठ
संचालक

अखिलेश्वर प्रसाद सिंह
अध्यक्ष

मनिष अमात्य
साझेदार
एन. अमात्य एण्ड कम्पनी
चार्टर्ड एकाउन्टेन्ट्स्

स्थान : काठमाण्डौं
मिति : २ पौष २०७७ (सन् डिसेम्बर १७, २०२०)

हिमालयन डिष्टिलरी लिमिटेड

२०७७ साल अषाढ मसान्त सम्मको एकिकृत इक्विटीमा भएको परिवर्तनको विवरण

(रुपैयाँमा)

विवरणहरु	समूह			उद्योग		
	संचित नाफा र जगेडा		जम्मा	संचित नाफा र जगेडा		जम्मा
	शेयर पुंजी	संचित नाफा		शेयर पुंजी	संचित नाफा	
अषाढ ३२, २०७५ (जुलाई १६, २०१८) को मौज्दात	३८५,९४५,५००	४१०,९८०,४४१	७९६,३२५,९४१	३८५,९४५,५००	४१०,८३५,४४१	७९६,४८०,९४१
यस वर्षको नाफा	-	५३५,९४८,७८९	५३५,९४८,७८९	-	५३७,०४२,७४६	५३७,०४२,७४६
अन्य विस्तृत आम्दानी खुद						
अन्तरिम लाभांश भुक्तानी	-	(२६३,८५८,६५१)	(२६३,८५८,६५१)		(२६३,८५८,६५१)	(२६३,८५८,६५१)
अन्तिम लाभांश भुक्तानी	-	(८१,९७८,३७८)	(८१,९७८,३७८)	-	(८१,९७८,३७८)	(८१,९७८,३७८)
अषाढ ३१, २०७६ (जुलाई १६, २०१९) को मौज्दात	३८५,९४५,५००	६०१,५९२,२००	९८७,२३७,७००	३८५,९४५,५००	६०२,८४१,१५८	९८८,४८६,६५८
यस वर्षको नाफा	-	४६६,७४०,९४६	४६६,७४०,९४६	-	४६६,९१६,९५४	४६६,९१६,९५४
अन्य विस्तृत आम्दानी खुद						
अन्तरिम लाभांश भुक्तानी	-	(२०२,९७१,३१६)	(२०२,९७१,३१६)	-	(२०२,९७१,३१६)	(२०२,९७१,३१६)
अन्तिम लाभांश भुक्तानी	१९२,८२२,७५०	(१९२,८२२,७५०)	-	१९२,८२२,७५०	(१९२,८२२,७५०)	-
अषाढ ३१, २०७७ (जुलाई १५, २०२०) को मौज्दात	५७८,४६८,२५०	६७२,५३९,०८०	१,२५१,००७,३३०	५७८,४६८,२५०	६७३,९६४,०४६	१,२५२,४३२,२९६

यसमा संलग्न बुँदाहरु यस एकिकृत वित्तिय विवरणका अभिन्न अंगहरु हुन्।

आजको मितिको हाम्रो संलग्न प्रतिवेदन अनुसार

निरज सुवेदी
प्रमुख वित्त अधिकृत

सान्तु श्रेष्ठ
संचालक

अखिलेश्वर प्रसाद सिंह
अध्यक्ष

मनिष अमात्य
साझेदार
एन. अमात्य एण्ड कम्पनी
चार्टर्ड एकाउन्टेन्ट्स्

स्थान : काठमाण्डौं
मिति : २ पौष २०७७ (सन् डिसेम्बर १७, २०२०)

हिमालयन डिष्टिलरी लिमिटेड

२०७६ साल श्रावण १ देखि २०७७ साल असार ३१ सम्मको एकिकृत नगद प्रवाह विवरण

(रुपैयाँमा)

विवरणहरु	समूह		उद्योग	
	यस वर्ष रु	गत वर्ष रु	यस वर्ष रु	गत वर्ष रु
संचालन गतिविधिबाट नगद प्रवाह				
आयकर अघिको नाफा	६२६,९१७,६२४	७३८,९६०,३५५	६२७,०९३,६३२	७४०,०५४,३१३
समायोजनः				
ह्रास कट्टी तथा अपलेखन	४९,६८९,४९२	५५,७७३,७४७	४९,६८९,४९२	५५,७७३,७४७
जग्गेथा, प्लान्ट र उपकरण बिक्रीको (नाफा)/घाटा	(७,३३४)	(७३२,९३०)	(७,३३४)	(१,६८८,६५७)
खराब आसामीहरु	१५७,३९४	५८३,२६९	१५७,३९४	५८३,२६९
जग्गेथा, प्लान्ट र उपकरणहरुको अपलेखन	-	८,६१४,६७०	-	८,६१४,६७०
प्याकिङ्ग सामाग्रीहरुको अपलेखन	-	३,६०२,४७९	-	३,६०२,४७९
ब्याज खर्च	३०,२८७,६१४	१९,८१३,०७३	३०,२८७,६१४	१९,८१३,०७३
दायित्व पुर्नलेखन्	(८७१,८१५)	(४०,९३०)	(८७१,८१५)	(४०,९३०)
चालु पुंजी परिवर्तन अघिको संचालन नाफा	७०६,१७२,९७५	८२६,५७४,५३३	७०६,३४८,९८३	८२६,७११,९६४
समायोजनः				
जिन्सी मौज्दातमा (वृद्धि)/घटि	(१२४,४७१,९७४)	७८,७६४,१८५	(१२४,४७१,९७४)	७८,७६४,१८५
आसामी, ऋण तथा अन्य सम्पत्तिमा (वृद्धि)/घटि	(४९४,३९७,६८५)	(२८७,१६४,०४२)	(४९४,५८०,९९४)	(२८९,०५८,५९२)
साहुहरु, अन्य दायित्व र व्यवस्थामा (वृद्धि)/घटि	२७६,२९९,७९२	७१,४८७,३५५	२७६,३०२,२९२	७१,४७७,६५५
संचालन गतिविधिबाट नगद प्रवाह	३६३,६०३,१०८	६८९,६६२,०३१	३६३,५९८,३०७	६८७,८९५,२१२
आयकर भुक्तानी	(९०,१८९,५१५)	(२५७,१५५,६२६)	(९०,१८९,५१५)	(२५७,१५५,६२६)
संचालन गतिविधिबाट खुद नगद प्रवाह	२७३,४१३,५९३	४३२,५०६,४०५	२७३,४०८,७९२	४३०,७३९,५८६
लगानी गतिविधिबाट नगद प्रवाह				
जग्गेथा, प्लान्ट, उपकरणहरु र अदृश्य सम्पत्ति खरिद	(१९,२३७,३३६)	(६०,४१४,०५४)	(१९,२३७,३३६)	(५९,३१४,०५४)
जग्गेथा, प्लान्ट र उपकरणहरुको बिक्री	५५१,८०६	२,२७५,६१६	५५१,८०६	२२,२७५,६१६
सहायक कम्पनीमा लगानी	-	-	-	(१९,८८३,०००)
लगानी गतिविधिबाट प्रयोग भएको खुद नगद प्रवाह	(१८,६८५,५३०)	(५८,१३८,४३८)	(१८,६८५,५३०)	(५६,९२१,४३८)
वित्तिय गतिविधिबाट नगद प्रवाह				
छोटो अवधिको ऋणमा वृद्धि/(घटि)	५६,०००	(५६,०००)	५६,०००	(५६,०००)
आवधिक ऋणको भुक्तानी	(१,५६२,७६१)	(१४,५७९,२४७)	(१,५६२,७६१)	(१४,५७९,२४७)
लाभांश भुक्तानी	(२०१,७६८,६१७)	(३३५,८८१,२६०)	(२०१,७६८,६१६)	(३३५,८८१,२६१)
ब्याज भुक्तानी	(३०,२८७,६१४)	(१९,७००,६५५)	(३०,२८७,६१४)	(१९,७००,६५५)
लगानी गतिविधिबाट प्रयोग भएको खुद नगद प्रवाह	(२३३,५६२,९९२)	(३७०,२१७,१६२)	(२३३,५६२,९९१)	(३७०,२१७,१६३)
नगद तथा नगद समानमा भएको खुद वृद्धि/(घटि)	२१,१६५,०७१	४,१५०,८०५	२१,१६०,२७१	३,६००,९८५
वर्षको शुरुमा भएको नगद र नगद सरह	(१२,०५९,६३७)	(१६,२१०,४४२)	(१२,६०९,४५७)	(१६,२१०,४४२)
वर्षको अन्तमा भएको नगद र नगद सरह	९,१०५,४३४	(१२,०५९,६३७)	८,५५०,८१४	(१२,६०९,४५७)
नगद र नगद सरहमा समावेशः				
नगद मौज्दात	१७,६८३	३१,०३३	१२,४८३	३०,६३३
बैंकहरुको चल्ति खातामा रहेको मौज्दात	१२,६७३,८९६	४,११३,१७०	१२,१२४,४७६	३,५६३,७५०
बैंक ओभरड्राफ्ट	(३,५८६,१४५)	(१६,२०३,८४०)	(३,५८६,१४५)	(१६,२०३,८४०)
जम्मा	९,१०५,४३४	(१२,०५९,६३७)	८,५५०,८१४	(१२,६०९,४५७)

यसमा संलग्न बुंदाहरु यस एकिकृत वित्तिय विवरणका अभिन्न अंगहरु हुन् ।

आजको मितिको हाम्रो संलग्न प्रतिवेदन अनुसार

निरज सुवेदी
प्रमुख वित्त अधिकृत

सान्टु श्रेष्ठ
संचालक

अखिलेश्वर प्रसाद सिंह
अध्यक्ष

मनिष अमात्य
साझेदार
एन. अमात्य एण्ड कम्पनी
चार्टर्ड एकाउन्टेन्ट्स्

स्थान : काठमाण्डौं
मिति : २ पौष २०७७ (सन् डिसेम्बर १७, २०२०)

HIMALAYAN DISTILLERY LTD.

NOTES TO THE CONSOLIDATED FINANCIAL STATEMENTS

For the year ended Ashad 31, 2077

Group overview

Himalayan Distillery Ltd. *(hereinafter referred to as "the Company")* is a public limited company having its registered office at Lipani Birta, Parsa, Nepal. The Company together with its subsidiaries (hereinafter collectively referred to as "the Group") is engaged in production and distribution of liquor and managing by-products generated from industrial production.

These financial statements are approved for issue by the Company's board of directors on 2nd Poush 2077.

1. Significant accounting policies

This note provides a list of the significant accounting policies adopted in the preparation of these consolidated financial statements. These policies have been consistently applied to all the years presented, unless otherwise stated.

1.1 Basis of preparation of consolidated financial statements

a. Statement of compliance

These consolidated financial statements have been prepared in all material aspects in accordance with requirements of Company Act, 2063 of Nepal and applicable Nepal Financial Reporting Standards (NFRS) and the relevant presentation requirements thereof.

b. Historical cost convention

These consolidated financial statements are prepared in accordance with the historical cost convention, except for certain items that are measured at fair values, as explained in the accounting policies below.

All assets and liabilities have been classified as current or non-current as per the Group's normal operating cycle and other criteria set out in NAS 1 - Presentation of Consolidated financial statements based on the nature and the time between the acquisition of assets for processing and their realisation in cash and cash equivalents.

c. Functional and presentation currency

The consolidated financial statements are presented in Nepalese Rupee (Rs.), which is the functional and presentation currency of the Group. Amounts in the consolidated financial statements are rounded off to the nearest rupee.

1.2 Basis of consolidation

a. Subsidiaries

Subsidiaries are all entities over which the Group has control. The Group controls an entity when the Group is exposed to, or has rights to, variable returns from its involvement with

the entity and has the ability to affect those returns through its power to direct the relevant activities of the entity. Subsidiaries are fully consolidated from the date on which control is transferred to the Group. They are deconsolidated from the date that control ceases.

The Group combines the financial statements of its subsidiaries line by line adding together like items of assets, liabilities, equity, income and expenses. All intergroup assets and liabilities, equity, income, expenses and cash flows relating to transaction between companies of the Group are eliminated in full on consolidation. Unrealized gains on transactions between Group companies are eliminated.

Non-controlling interests in the results and equity of subsidiaries are shown separately in the consolidated statement of financial position, consolidated statement of profit and loss and other comprehensive income and consolidated statement of changes in equity respectively.

1.3 Property, plant and equipment

Property, plant and equipment are stated at cost less depreciation, and impairment loss, if any. Cost includes expenditure that is directly attributable to the acquisition of an item of property, plant and equipment.

Subsequent costs are included in the asset's carrying amount or recognised as a separate asset, as appropriate, only when it is probable that future economic benefits associated with the item will flow to the Group and the cost of the item can be measured reliably. The carrying amount of any component accounted for as a separate asset is derecognised when replaced. All other repairs and maintenance are charged to consolidated statement of profit or loss during the reporting period in which they are incurred.

The cost of property, plant and equipment which are not ready for their intended use till the date of consolidated statement of financial position, are disclosed under capital work-in-progress.

Disposals and derecognition

An item of property, plant and equipment is derecognised upon disposal or when no future economic benefits are expected to arise from the continued use of asset. Any gain or loss arising on the disposal or retirement of an item of property, plant and equipment is determined as the difference between the sales proceeds and the carrying amount of the property, plant and equipment and is recognised in the consolidated statement of profit or loss.

Depreciation method, estimated useful lives and residual value

Depreciation is calculated using the straight-line method over their useful lives. The

estimated useful lives of property, plant and equipment is as follows:

Buildings	3 - 60 years
Leasehold improvements	10 years
Computers	3 - 6 years
Office equipment	5 - 10 years
Electrical installations	10 years
Furniture and fixtures	10 years
Vehicles	8 - 10 years
Plant and machinery	3 - 30 years
Other assets	3 - 15 years

Freehold land is not depreciated.

Residual values, useful lives and method of depreciation are reviewed at each financial year end and adjusted if appropriate.

Impairment of property, plant and equipment

Property, plant and equipment are tested for impairment whenever events or changes in circumstances indicate that the carrying amount may not be recoverable. An impairment loss is recognised for the amount by which the asset's carrying amount exceeds its recoverable amount. The recoverable amount is the higher of an asset's fair value less costs of disposal and value in use. For the purposes of assessing impairment, assets are grouped at the lowest levels for which there are separately identifiable cash inflows which are largely independent of the cash inflows from other assets or groups of assets (cash-generating units). Non-financial assets that suffered impairment are reviewed for possible reversal of the impairment at the end of each reporting period.

1.4 Intangible assets

An intangible asset is recognised if it is probable that future economic benefits that are attributable to the asset will flow to the Group and the cost of the asset can be measured reliably. Intangible asset acquired separately are measured at cost. Cost includes expenditure that is directly attributable to the acquisition of an item of intangible assets. Following initial recognition, intangible assets are carried at cost less accumulated amortisation and accumulated impairment losses, if any.

Subsequent expenditure is capitalised only when it increases the future economic benefits embodied in the specific asset to which it relates. All other expenditure is recognised in consolidated statement of profit or loss as incurred.

Derecognition

Intangible assets are derecognised upon disposal or when no future economic benefits are expected from its use. Any gain or loss arising on derecognition of the asset, is recognised in consolidated statement of profit or loss in the year the asset is derecognised.

Useful economic lives, amortisation and impairment

The useful economic life of an intangible asset is considered finite where the right to such asset is limited to a specified period of time by contract or by the likelihood of technological obsolescence. Intangible assets with finite lives are amortised using the straight-line method to write down the cost over its estimated useful economic lives and is recognised in consolidated statement of profit or loss.

Capitalised software are amortised over a period of five years.

The amortisation method, useful lives and residual values are reviewed at each financial year end and adjusted if appropriate.

1.5 Financial instruments, financial assets and financial liabilities

Financial assets and financial liabilities are recognised when the Group becomes party to the contractual provisions of the relevant instrument and are initially measured at fair value. Transaction costs that are directly attributable to the acquisition or issue of financial assets and financial liabilities are added to or deducted from the fair value on initial recognition of financial assets or financial liabilities.

Classification

The Group classifies its financial assets in the following measurement categories:

- those to be measured subsequently at fair value (either through other comprehensive income, or through profit or loss), and
- those measured at amortised cost.

The classification depends on the Group's business model for managing the financial assets and the contractual terms of the cash flows.

For assets measured at fair value, gains and losses are either recorded in consolidated statement of profit or loss or other comprehensive income.

The Group reclassifies financial assets when and only when its business model for managing those assets changes.

Financial assets

Financial assets include advances, trade receivables and cash and cash equivalents. Such

assets are initially recognised at transaction price when the Group becomes party to contractual obligations. The transaction price includes transaction costs unless the asset is being measured at fair value through consolidated statement of profit or loss and other comprehensive income.

Subsequent measurement

Financial assets are subsequently measured at amortised cost, fair value through other comprehensive income or fair value through profit or loss on the basis of both (a) the entity's business model for managing the financial assets and (b) the contractual cash flow characteristics of the financial asset.

Financial assets are classified as those:

a. Measured at amortised cost

A financial asset is measured at amortised cost, if it is held solely for collection of cash flows arising from payments of principal and interest.

Advances, trade receivables and cash and cash equivalents are classified for measurement at amortised cost.

b. Measured at fair value through other comprehensive income (FVOCI)

A financial asset is measured at FVOCI, if it is held with an objective to collect contractual cash flows and selling such financial asset and the contractual cash flows are solely payments of principal and interest on the principal outstanding. It is subsequently measured at fair value with fair value movements recognised in the other comprehensive income (OCI), except for the recognition of impairment gains or losses, interest revenue and foreign exchange gains and losses which are recognised in profit or loss. When the financial asset is derecognised, the cumulative gain or loss previously recognised in OCI is reclassified from equity to profit or loss and recognised in other gains or losses. Interest income from these financial assets is included in other operating income using the effective interest method.

c. Measured at fair value through profit or loss (FVPL)

Assets that do not meet the criteria for amortised cost or FVOCI are measured at fair value through profit or loss. Interest income from these financial assets is included in other operating income.

Impairment of financial assets

The Group assesses at each reporting date whether a financial asset (or a group of financial assets) held at amortised cost and financial assets that are measured at fair value through other comprehensive income are impaired based on evidence or information that is available

without undue cost or effort. Expected credit losses are assessed and loss allowances is recognised if the credit quality of the financial asset has deteriorated significantly since initial recognition. Losses arising from impairment are recognised in consolidated statement of profit or loss.

Derecognition of financial assets

Financial assets are derecognised when the right to receive cash flows from the assets has expired, or has been transferred, and the Group has transferred substantially all of the risks and rewards of ownership.

Income recognition

Interest income is recognised in the consolidated statement of profit or loss using the effective interest method.

Financial liabilities

Borrowings, trade payables and other financial liabilities are initially recognised at the value of the respective contractual obligations. They are subsequently measured at amortised cost. Any discount or premium on redemption / settlement is recognised in the consolidated statement of profit or loss as finance cost over the life of the liability using the effective interest method and adjusted to the liability figure disclosed in the consolidated statement of financial position.

Financial liabilities are derecognised when the liability is extinguished, that is, when the contractual obligation is discharged, cancelled or expired.

Offsetting financial instruments

Financial assets and financial liabilities are offset and the net amount is reported in the consolidated statement of financial position if there is a currently enforceable legal right to offset the recognised amounts and there is an intention to settle on a net basis, to realise the assets and settle the liabilities simultaneously.

1.6 Inventories

Inventories are stated at the lower of cost and net realisable value. Cost of inventories is determined on first-in first-out (FIFO) basis. Cost comprises all costs of purchase, cost of conversion and other costs incurred in bringing the inventories to their present location and condition. Net realisable value represents the estimated selling price for inventories less all estimated costs of completion and costs necessary to make the sale.

1.7 Trade and other receivables

Trade receivables are amount due from customers for goods sold or services performed in the ordinary course of business. These are classified as current assets, if the collection is expected within twelve months from the date of statement of financial position. Where the collection is expected after twelve months from the date of statement of financial position, they are presented as non-current assets.

1.8 Cash and cash equivalents

For the purpose of presentation in the consolidated statement of cash flows, cash and cash equivalents includes cash on hand, and balances with banks that are readily convertible to known amounts of cash and which are subject to an insignificant risk of changes in value.

Bank overdrafts that form an integral part of the Group's cash management are included as a component of cash and cash equivalent for the purpose of the consolidated statement of cash flows.

1.9 Borrowings

Borrowings are initially recognised at fair value, net of transaction costs incurred. Borrowings are subsequently measured at amortised cost. Any difference between the proceeds (net of transaction costs) and the repayable amount is recognised in consolidated statement of profit or loss over the period of the borrowings using the effective interest method.

1.10 Trade and other payables

These amounts represent liabilities for goods and services provided to the Group prior to the end of financial year which are unpaid. The amounts are unsecured and are usually paid as per credit period. Trade and other payables are presented as current liabilities unless payment is not due within 12 months after the reporting period. They are recognised initially at their fair value and subsequently measured at amortised cost using the effective interest method.

1.11 Revenue

Revenue is measured at the fair value of the consideration received or receivable net of returns, discounts and value added taxes. Revenue is recognised when the significant risks and rewards of ownership have been transferred to the customers, to the extent that it is probable that the economic benefits will flow to the Group and the revenue can be reliably measured.

Sale of goods

Revenue from sale of goods is recognised when the significant risks and reward of ownership

of the goods has been transferred to the customer, usually on delivery of the goods.

Royalty income

Royalty income is recognised in terms of the respective contracts upon sale of products by the franchisees.

Rental income

Policy for recognition of revenue from operating lease is described in note 1.12.

1.12 Leases

Leases are classified as finance lease whenever the terms of the lease transfer substantially all the risks and rewards of ownership to the lessee. All other leases are classified as operating leases.

Group as lessor

Rental income from operating lease is recognised on straight-line basis over the term of the relevant lease unless the receipts are structured to increase in line with expected general inflation to compensate for the lessor's expected inflationary cost increases.

Group as lessee

Rentals payments under operating leases are charged to the consolidated statement of profit or loss on a straight-line basis over the term of the relevant lease unless the payments to the lessor are structured to increase in line with expected general inflation to compensate for the lessor's expected inflationary cost increases.

1.13 Foreign currency transactions

Foreign currency transactions are translated into the functional currency using the exchange rates at the date of the transactions. Foreign exchange gains and losses resulting from the settlement of such transactions and from the translation of monetary assets and liabilities denominated in foreign currencies at year end exchange rates are recognised in consolidated statement of profit or loss.

1.14 Employee benefits

a. Short-term obligations

Expenses in respect of short-term benefits are recognised on the basis of amount paid or payable during which services are rendered by the employees. Liabilities for salary and allowances that are expected to be settled wholly within 12 months after the end of the financial year in which the employees render the related services are recognised in respect

of employees' services up to the end of the reporting period and are measured at the amounts expected to be paid when the liabilities are settled.

b. Defined contribution plan

These are plans in which the Group pays pre-defined amounts to publicly administered funds as per local regulations and does not have any legal or informal obligation to pay additional sums. These comprise of contributions to the social security fund with the government on account of provident fund and gratuity. The Group's payments to the defined contribution plans are recognised as employee benefit expenses when they are due.

1.15 Borrowing costs

Borrowing costs that are directly attributable to the acquisition, construction or production of a qualifying asset are capitalised during the period of time that is required to complete and prepare the asset for its intended use or sale. Qualifying assets are assets that necessarily take a substantial period of time to get ready for their intended use or sale.

All other borrowing costs are recognised in consolidated statement of profit or loss in the period in which they are incurred.

1.16 Income tax

Income tax comprises of current tax and deferred tax. Current tax in the consolidated statement of profit or loss and other comprehensive income is provided as the amount of tax payable in respect of taxable income for the period using tax rates and tax laws applicable during the period, together with any adjustment to tax payable in respect of previous years.

Deferred income tax is provided in full, using the liability method, on temporary differences arising between the tax bases of assets and liabilities and their carrying amounts in the consolidated financial statements. Deferred income tax is determined using tax rates that have been enacted or substantially enacted by the end of the reporting period and are expected to apply when the related deferred income tax asset is realised or the deferred income tax liability is settled.

Deferred tax assets are recognised for all deductible temporary differences and unused tax losses only if it is probable that the future taxable amounts will be available to utilise those temporary differences and losses.

Deferred tax assets and liabilities are offset when there is a legally enforceable right to offset current tax assets and liabilities. Current tax assets and tax liabilities are offset where the entity has a legally enforceable right to offset and intends either to settle on a net basis, or to realise the asset and settle the liability simultaneously.

Income tax, in so far as it relates to items disclosed under other comprehensive income or

equity, are disclosed separately under other comprehensive income or equity, as applicable.

1.17 Dividend distribution

Dividends paid are recognised in the period in which the interim dividends are approved by the board of directors, or in respect of the final dividend when approved by shareholders.

1.18 Earnings per share

Basic earnings per share

Basic earnings per share is calculated by dividing the profit or loss attributable to ordinary shareholders of the group by weighted average number of ordinary shares outstanding during the financial year, adjusted for bonus elements in equity shares issued during the year.

Diluted earnings per share

Diluted earnings per share is determined by adjusting the profit or loss attributable to ordinary shareholders and the weighted average number of ordinary shares outstanding for the effects of all dilutive potential ordinary shares, which comprise of share options granted on convertible preference shares, debentures or to employees. Since, the group does not have any convertible instrument and has not granted any options to its employees, diluted earnings per share is considered the same as basic earnings per share.

1.19 Segmental information

The Group is engaged in the business of manufacture and sale of liquor. The executive committee of the Group (being the chief operating decision maker) assesses performance and allocates resources for the business of the Group as a whole and hence the management considers group's business activities as a single operating segment and no segment disclosures have been made in these consolidated financial statements.

1.20 Provisions and contingencies

Provisions are recognised when the Group has a present legal or constructive obligation as a result of past events and it is probable that an outflow of resources will be required to settle the obligation and the amount can be reliably estimated. The carrying amounts of provisions are reviewed at each date of consolidated statement of financial position and adjusted to reflect the current best estimate.

Provisions are measured at the present value of management's best estimate of the expenditure required to settle the present obligation at the end of the reporting period.

A disclosure for contingent liabilities is made where there is a possible obligation or a present

obligation that may probably not require an outflow of resources or an obligation for which the future outcome cannot be ascertained with reasonable certainty. When there is a possible or a present obligation where the likelihood of outflow of resources is remote, no provision or disclosure is made.

2. Use of estimates and judgements

The preparation of consolidated financial statements in conformity with NFRS requires management to make judgements, estimates and assumptions that affect the application of the accounting policies and the reported amounts of assets and liabilities, the disclosure of contingent assets and liabilities at the date of the consolidated financial statements, and the reported amounts of revenues and expenses during the year. Actual results could differ from those estimates. The estimates and underlying assumptions are reviewed on an ongoing basis. Revisions to accounting estimates are recognised in the period in which the estimate is revised if the revision affects only that period; they are recognised in the period of the revision and future periods if the revision affects both current and future periods.

The followings are the key assumptions concerning the future, and other key sources of estimation uncertainty at the end of the reporting period that may have a significant risk of causing a material adjustment to the carrying amounts of assets and liabilities within the next financial year.

Useful lives of property, plant and equipment

As described in the significant accounting policies, the Group reviews the estimated useful lives of property, plant and equipment and intangible assets at the end of each reporting period.

HIMALAYAN DISTILLERY LTD.

NOTES TO THE CONSOLIDATED FINANCIAL STATEMENTS

3. PROPERTY, PLANT AND EQUIPMENT

For the year ended Ashad 31, 2077 (July 15, 2020) *Amount in Rs.*

Group										
Particulars	Cost				Depreciation				Carrying amount	
	As at Ashad 31, 2076 (July 16, 2019)	*Additions*	*Withdrawals and adjustments*	*As at Ashad 31, 2077 (July 15, 2020)*	*Up to Ashad 31, 2076 (July 16, 2019)*	*For the year*	*On withdrawals and adjustments*	*Up to Ashad 31, 2077 (July 15, 2020)*	*As at Ashad 31, 2077 (July 15, 2020)*	*As at Ashad 31, 2076 (July 16, 2019)*
A. Property, plant and equipment										
Freehold lands	46,496,256	-	-	46,496,256	-	-	-	-	46,496,256	46,496,256
Buildings	181,896,951	8,012,945	-	189,909,896	60,517,846	9,348,424	-	69,866,270	120,043,626	121,379,105
Leasehold improvements	-	-	-	-	-	-	-	-	-	-
Computers	4,508,353	426,650	-	4,935,003	3,569,270	469,848	-	4,039,118	895,885	939,083
Office equipment	9,823,943	273,829	-	10,097,772	6,694,015	890,736	-	7,584,751	2,513,021	3,129,928
Electrical Installations	21,647,434	777,143	-	22,424,577	15,244,816	1,234,801	-	16,479,617	5,944,960	6,402,618
Furniture and fixtures	2,917,297	80,151	-	2,997,448	2,290,018	140,832	-	2,430,850	566,598	627,279
Vehicles	26,559,480	2,404,636	-	28,964,116	14,377,245	2,658,403	-	17,035,648	11,928,468	12,182,235
Plant and machinery	867,020,014	2,795,350	919,881	868,895,483	433,553,684	34,159,052	375,409	467,337,327	401,558,156	433,466,330
Other Assets	1,934,760	-	-	1,934,760	1,370,878	268,649	-	1,639,527	295,233	563,882
Total	1,162,804,488	14,770,704	919,881	1,176,655,311	537,617,772	49,170,745	375,409	586,413,108	590,242,203	625,186,716
B. Capital work-in-progress	-	-	-	-	-	-	-	-	-	-
C. Intangible assets										
Brand Software	100,000	-	-	100,000	67,312	20,554	-	87,866	12,134	32,688
ERP Software	2,471,438	-	-	2,471,438	1,111,159	498,193	-	1,609,352	862,086	1,360,279
Total	2,571,438	-	-	2,571,438	1,178,471	518,747	-	1,697,218	874,220	1,392,967

Property plant and equipment pledged as security:
Freehold lands and buildings with carrying value of Rs. 133,668,439 [2075-76: Rs. 136,134,888] have been pledged as security against loans obtained from bank under mortgage.

HIMALAYAN DISTILLERY LTD.

NOTES TO THE CONSOLIDATED FINANCIAL STATEMENTS

3. PROPERTY, PLANT AND EQUIPMENT

For the year ended Ashad 31, 2076 (July 16, 2019)

Amount in Rs.

	Group									
Particulars	Cost				Depreciation				Carrying Amount	
	As at Ashad 32, 2075 (July 16, 2018)	*Additions*	*Withdrawals and adjustments*	*As at Ashad 31, 2076 (July 16, 2019)*	*Up to Ashad 32, 2075 (July 16, 2018)*	*For the year*	*On withdrawals and adjustments*	*Up to Ashad 31, 2076 (July 16, 2019)*	*As at Ashad 31, 2076 (July 16, 2019)*	*As at Ashad 32, 2075 (July 16, 2018)*
A. Property, plant and equipment										
Freehold lands	45,396,256	1,100,000	-	46,496,256	-	-	-	-	46,496,256	45,396,256
Buildings	162,426,886	19,515,949	45,884	181,896,951	53,813,418	6,721,697	17,269	60,517,846	121,379,105	108,613,468
Leasehold improvements	2,886,808	-	2,886,808	-	1,474,302	287,289	1,761,591	-	-	1,412,506
Computers	13,060,354	750,732	9,302,733	4,508,353	12,426,674	330,521	9,187,925	3,569,270	939,083	633,680
Office equipment	15,274,270	2,224,417	7,674,744	9,823,943	13,433,825	771,404	7,511,214	6,694,015	3,129,928	1,840,445
Electrical Installations	26,218,990	712,268	5,283,824	21,647,434	17,475,969	1,400,727	3,631,880	15,244,816	6,402,618	8,743,021
Furniture and fixtures	6,964,439	9,300	4,056,442	2,917,297	4,632,411	495,660	2,838,053	2,290,018	627,279	2,332,028
Vehicles	29,643,143	619,204	3,702,867	26,559,480	13,427,958	3,108,667	2,159,380	14,377,245	12,182,235	16,215,185
Plant and machinery	821,447,955	56,596,732	11,024,673	867,020,014	398,770,197	41,743,782	6,960,295	433,553,684	433,466,330	422,677,758
Other Assets	3,192,598	-	1,257,838	1,934,760	1,985,969	394,959	1,010,050	1,370,878	563,882	1,206,629
Total	1,126,511,699	81,528,602	45,235,813	1,162,804,488	517,440,723	55,254,706	35,077,657	537,617,772	625,186,716	609,070,976
B. Capital work-in-progress	16,622,799	40,211,822	56,834,621	-	-	-	-	-	-	16,622,799
C. Intangible assets										
Brand Software	100,000	-	-	100,000	46,667	20,645	-	67,312	32,688	53,333
ERP Software	2,471,438	-	-	2,471,438	612,763	498,396	-	1,111,159	1,360,279	1,858,675
Total	2,571,438	-	-	2,571,438	659,430	519,041	-	1,178,471	1,392,967	1,912,008

HIMALAYAN DISTILLERY LTD.

NOTES TO THE FINANCIAL STATEMENTS

3. PROPERTY, PLANT AND EQUIPMENT

For the year ended Ashad 31, 2077 (July 15, 2020) *Amount in Rs.*

	Company									
	Cost				Depreciation				Carrying Amount	
Particulars	As at Ashad 31, 2076 (July 16, 2019)	Additions	Withdrawals and adjustments	As at Ashad 31, 2077 (July 15, 2020)	Up to Ashad 31, 2076 (July 16, 2019)	For the year	On withdrawals and adjustments	Up to Ashad 31, 2077 (July 15, 2020)	As at Ashad 31, 2077 (July 15, 2020)	As at Ashad 31, 2076 (July 16, 2019)
A. Property, plant and equipment										
Freehold lands	26,352,783	-	12,727,970	13,624,813	-	-	-	-	13,624,813	26,352,783
Buildings	181,896,951	8,012,945	-	189,909,896	60,517,846	9,348,424	-	69,866,270	120,043,626	121,379,105
Leasehold improvements	-	-	-	-	-	-	-	-	-	-
Computers	4,508,353	426,650	-	4,935,003	3,569,270	469,848	-	4,039,118	895,885	939,083
Office equipment	9,823,943	273,829	-	10,097,772	6,694,015	890,736	-	7,584,751	2,513,021	3,129,928
Electrical Installations	21,647,434	777,143	-	22,424,577	15,244,816	1,234,801	-	16,479,617	5,944,960	6,402,618
Furniture and fixtures	2,917,297	80,151	-	2,997,448	2,290,018	140,832	-	2,430,850	566,598	627,279
Vehicles	26,559,480	2,404,636	-	28,964,116	14,377,245	2,658,403	-	17,035,648	11,928,468	12,182,235
Plant and machinery	867,020,014	2,795,350	919,881	868,895,483	433,553,684	34,159,052	375,409	467,337,327	401,558,156	433,466,330
Other Assets	1,934,760	-	-	1,934,760	1,370,878	268,649	-	1,639,527	295,233	563,882
Total	1,142,661,015	14,770,704	13,647,851	1,143,783,868	537,617,772	49,170,745	375,409	586,413,108	557,370,760	605,043,243
B. Capital work-in-progress	-	-	-	-	-	-	-	-	-	-
C. Intangible assets										
Brand Software	100,000	-	-	100,000	67,312	20,554	-	87,866	12,134	32,688
ERP Software	2,471,438	-	-	2,471,438	1,111,159	498,193	-	1,609,352	862,086	1,360,279
Total	2,571,438	-	-	2,571,438	1,178,471	518,747	-	1,697,218	874,220	1,392,967

Property plant and equipment pledged as security:
Freehold lands and buildings with carrying value of Rs. 133,668,439 (2075-76: Rs. 136,134,888) have been pledged as security against loans obtained from bank under mortgage.
Classification of property, plant and equipment as held for sale
Withdrawl and adjustments of freehold lands represents reclassification of freehold lands with carrying value of Rs. 12,727,970 to non-current asset held for sale, which has subsequently been measured at lower of carrying amount and fair value less cost to sell

HIMALAYAN DISTILLERY LTD.

NOTES TO THE FINANCIAL STATEMENTS

3. PROPERTY, PLANT AND EQUIPMENT

For the year ended Ashad 31, 2076 (July 16, 2019)

Amount in Rs.

Particulars	Company									
	Cost				Depreciation				Carrying Amount	
	As at Ashad 32, 2075 (July 16, 2018)	Additions	Withdrawals and adjustments	As at Ashad 31, 2076 (July 16, 2019)	Up to Ashad 32, 2075 (July 16, 2018)	For the year	On withdrawals and adjustments	Up to Ashad 31, 2076 (July 16, 2019)	As at Ashad 31, 2076 (July 16, 2019)	As at Ashad 32, 2075 (July 16, 2018)
A. Property, plant and equipment										
Freehold lands	45,396,256	-	19,043,473	26,352,783	-	-	-	-	26,352,783	45,396,256
Buildings	162,426,886	19,515,949	45,884	181,896,951	53,813,418	6,721,697	17,269	60,517,846	121,379,105	108,613,468
Leasehold improvements	2,886,808	-	2,886,808	-	1,474,302	287,289	1,761,591	-	-	1,412,506
Computers	13,060,354	750,732	9,302,733	4,508,353	12,426,674	330,521	9,187,925	3,569,270	939,083	633,680
Office equipment	15,274,270	2,224,417	7,674,744	9,823,943	13,433,825	771,404	7,511,214	6,694,015	3,129,928	1,840,445
Electrical Installations	26,218,990	712,268	5,283,824	21,647,434	17,475,969	1,400,727	3,631,880	15,244,816	6,402,618	8,743,021
Furniture and fixtures	6,964,439	9,300	4,056,442	2,917,297	4,632,411	495,660	2,838,053	2,290,018	627,279	2,332,028
Vehicles	29,643,143	619,204	3,702,867	26,559,480	13,427,958	3,108,667	2,159,380	14,377,245	12,182,235	16,215,185
Plant and machinery	821,447,955	56,596,732	11,024,673	867,020,014	398,770,197	41,743,782	6,960,295	433,553,684	433,466,330	422,677,758
Other Assets	3,192,598	-	1,257,838	1,934,760	1,985,969	394,959	1,010,050	1,370,878	563,882	1,206,629
Total	1,126,511,699	80,428,602	64,279,286	1,142,661,015	517,440,723	55,254,706	35,077,657	537,617,772	605,043,243	609,070,976
B. Capital work-in-progress	16,622,799	40,211,822	56,834,621	-	-	-	-	-	-	16,622,799
C. Intangible assets										
Brand Software	100,000	-	-	100,000	46,667	20,645	-	67,312	32,688	53,333
ERP Software	2,471,438	-	-	2,471,438	612,763	498,396	-	1,111,159	1,360,279	1,858,675
Total	2,571,438	-	-	2,571,438	659,430	519,041	-	1,178,471	1,392,967	1,912,008

Amount in Rs.

	Group		Company	
	As at Ashad 31, 2077 (July 15, 2020)	As at Ashad 31, 2076 (July 16, 2019)	As at Ashad 31, 2077 (July 15, 2020)	As at Ashad 31, 2076 (July 16, 2019)
4. OTHER ASSETS				
NON-CURRENT				
Deposits with statutory authorities - for appeals	20,193,142	20,193,142	20,193,142	20,193,142
Total	**20,193,142**	**20,193,142**	**20,193,142**	**20,193,142**
CURRENT				
Advance for goods and services	1,120,713	8,758,602	1,120,713	8,758,602
Employee advances	12,861,446	-	12,861,446	-
Advance with statutory authorities	-	22,543,831	-	22,543,831
Prepaid expenses	3,390,332	2,619,294	3,390,332	2,619,294
Margin deposits	2,142,214	1,134,628	2,142,214	1,134,628
Sundry deposits	455,197	274,697	455,197	274,697
Others	12,583,607	11,383,366	14,661,466	13,277,916
Total	**32,553,509**	**46,714,418**	**34,631,368**	**48,608,968**

Amount in Rs.

	Group		Company	
	As at Ashad 31, 2077 (July 15, 2020)	As at Ashad 31, 2076 (July 16, 2019)	As at Ashad 31, 2077 (July 15, 2020)	As at Ashad 31, 2076 (July 16, 2019)
5. INVENTORIES				
At lower of cost and net realisable value				
Raw materials	155,582,344	80,534,136	155,582,344	80,534,136
Packing and other materials	111,818,602	119,463,703	111,818,602	119,463,703
Semi finished goods	19,528,485	8,317,173	19,528,485	8,317,173
Finished goods	115,385,769	66,201,977	115,385,769	66,201,977
Stores and consumables	19,086,823	18,012,986	19,086,823	18,012,986
Promotional materials	4,702,859	9,102,933	4,702,859	9,102,933
Total	**426,104,882**	**301,632,908**	**426,104,882**	**301,632,908**
The cost of inventories recognised as an expense includes NRs. Nil (2075-76: NRs. 2,132,086) in respect of write-downs of inventory to net realisable value.				
6. TRADE RECEIVABLES				
Unsecured, considered good	911,576,944	403,175,744	911,576,944	403,175,744
Total	**911,576,944**	**403,175,744**	**911,576,944**	**403,175,744**
7. CASH AND CASH EQUIVALENTS				
Cash on hand	17,683	31,033	12,483	30,633
Balances with banks				
In current accounts	12,673,896	4,113,170	12,124,476	3,563,750
Total	**12,691,579**	**4,144,203**	**12,136,959**	**3,594,383**
8. NON-CURRENT ASSETS HELD FOR SALE				
Land	-	-	12,727,970	-
Total			**12,727,970**	-

Amount in Rs.

	Group		Company	
	As at Ashad 31, 2077 (July 15, 2020)	*As at Ashad 31, 2076 (July 16, 2019)*	*As at Ashad 31, 2077 (July 15, 2020)*	*As at Ashad 31, 2076 (July 16, 2019)*
8/9. SHARE CAPITAL				
Authorised				
9,000,000 nos. of ordinary shares of Rs. 100 each	900,000,000	900,000,000	900,000,000	900,000,000
Issued				
6,018,000 nos. of ordinary shares of Rs. 100 each	601,800,000	601,800,000	601,800,000	601,800,000
Subscribed and paid up				
5,784,682.50 nos. of ordinary shares of Rs. 100 each, fully paid (FY 2075-76: 3,856,455 nos. of ordinary shares of Rs. 100 each)	578,468,250	385,645,500	578,468,250	385,645,500
Total	**578,468,250**	**385,645,500**	**578,468,250**	**385,645,500**

a. Reconciliation of number of shares outstanding:

	As at Ashad 31, 2077 (July 15, 2020)	*As at Ashad 31, 2076 (July 16, 2019)*	*As at Ashad 31, 2077 (July 15, 2020)*	*As at Ashad 31, 2076 (July 16, 2019)*
At the beginning of the year	3,856,455	3,856,455	3,856,455	3,856,455
Add: shares issued during the year	-	-	-	-
Add: bonus shares issued during the year	1,928,228	-	1,928,228	-
At the end of the year	**5,784,683**	**3,856,455**	**5,784,683**	**3,856,455**

b. Rights, preference and restrictions attached to equity shares:

The Group has one class of equity shares having a face value of Rs. 100 per share. Each holder of the equity shares is entitled to one vote per share. The dividend proposed by the board of directors is subject to the approval of the shareholders in the ensuing annual general meeting, except in the case of interim dividend.

Amount in Rs.

	Group		Company	
	As at Ashad 31, 2077 (July 15, 2020)	*As at Ashad 31, 2076 (July 16, 2019)*	*As at Ashad 31, 2077 (July 15, 2020)*	*As at Ashad 31, 2076 (July 16, 2019)*
9/10. RESERVES AND SURPLUS				
Retained earnings	672,539,080	601,592,200	673,964,046	602,841,158
Total	**672,539,080**	**601,592,200**	**673,964,046**	**602,841,158**
10/11. BORROWINGS				
NON-CURRENT				
Due to banks				
Term loan	3,765,523	5,328,284	3,765,523	5,328,284
Less: current maturities of term loan	(1,809,493)	(1,563,028)	(1,809,493)	(1,563,028)
Total	**1,956,030**	**3,765,256**	**1,956,030**	**3,765,256**
CURRENT				
Due to banks				
Short term and demand loan	145,000,000	144,944,000	145,000,000	144,944,000
Bank overdraft	3,586,145	16,203,840	3,586,145	16,203,840
Current maturities of term loan	1,809,493	1,563,028	1,809,493	1,563,028
Due to others				
Current maturities of term loan	-	-	-	-
Total	**150,395,638**	**162,710,868**	**150,395,638**	**162,710,868**

Security against loans from banks:

Term loans, short term and demand loans are secured by charge over inventories and trade receivables under hypothecation and mortgage of certain freehold land as disclosed in Note 3. Term loan of carrying amount of Rs. 3,765,523 (2075-76: Rs. 5,328,284) are secured against vehicle purchased under hire purchase arrangement. The carrying value of such vehicle under property, plant and equipment is Rs. 5,606,303 (2075-76: Rs. 6,934,499)

Amount in Rs.

	Group		Company	
	As at Ashad 31, 2077 (July 15, 2020)	As at Ashad 31, 2076 (July 16, 2019)	As at Ashad 31, 2077 (July 15, 2020)	As at Ashad 31, 2076 (July 16, 2019)
11/12. DEFERRED TAX LIABILITIES (NET)				
Deferred tax liabilities				
On property, plant and equipment	38,481,629	36,577,809	38,481,629	36,577,809
	38,481,629	**36,577,809**	**38,481,629**	**36,577,809**
Deferred tax assets				
On gratuity	7,539,825	6,683,111	7,539,825	6,683,111
On corporate social responsibility	1,354,368	1,369,459	1,354,368	1,369,459
	8,894,193	**8,052,570**	**8,894,193**	**8,052,570**
Total	**29,587,436**	**28,525,239**	**29,587,436**	**28,525,239**

Movement in deferred tax liabilities / (assets) balances

a. For the year ended Ashad 31, 2077 (July 15, 2020)

	Group				Company			
	Opening balance	Recognized in profit or loss	Recognized in OCI	Closing balance	Opening balance	Recognized in profit or loss	Recognized in OCI	Closing balance
Deferred tax liabilities								
On property, plant and equipment	36,577,809	1,903,820	-	38,481,629	36,577,809	1,903,820	-	38,481,629
Total deferred tax liabilities	**36,577,809**	**1,903,820**	**-**	**38,481,629**	**36,577,809**	**1,903,820**	**-**	**38,481,629**
Deferred tax (assets)								
On gratuity	(6,683,111)	(856,714)	-	(7,539,825)	(6,683,111)	(856,714)	-	(7,539,825)
On corporate social responsibility	(1,369,459)	15,091	-	(1,354,368)	(1,369,459)	15,091	-	(1,354,368)
Total deferred tax (assets)	**(8,052,570)**	**(841,623)**	**-**	**(8,894,193)**	**(8,052,570)**	**(841,623)**	**-**	**(8,894,193)**
Deferred tax liabilities - Net	**28,525,239**	**1,062,197**	**-**	**29,587,436**	**28,525,239**	**1,062,197**	**-**	**29,587,436**

b. For the year ended Ashad 31, 2076 (July 16, 2019)

	Group				Company			
	Opening balance	Recognized in profit or loss	Recognized in OCI	Closing balance	Opening balance	Recognized in profit or loss	Recognized in OCI	Closing balance
Deferred tax liabilities								
On property, plant and equipment	38,954,109	(2,376,300)	-	36,577,809	38,954,109	(2,376,300)	-	36,577,809
On non current borrowings - amortized cost	33,725	(33,725)	-	-	33,725	(33,725)	-	-
Total deferred tax liabilities	**38,987,834**	**(2,410,025)**	**-**	**36,577,809**	**38,987,834**	**(2,410,025)**	**-**	**36,577,809**
Deferred tax (assets)								
On gratuity	(6,943,838)	260,727	-	(6,683,111)	(6,943,838)	260,727	-	(6,683,111)
On corporate social responsibility	-	(1,369,459)	-	(1,369,459)	-	(1,369,459)	-	(1,369,459)
On allowance for doubtful receivables	-	-	-	-	-	-	-	-
On capital work in progress	(58,748)	58,748	-	-	(58,748)	58,748	-	-
Total deferred tax (assets)	**(7,002,586)**	**(1,049,984)**	**-**	**(8,052,570)**	**(7,002,586)**	**(1,049,984)**	**-**	**(8,052,570)**
Deferred tax liabilities - Net	**31,985,248**	**(3,460,009)**	**-**	**28,525,239**	**31,985,248**	**(3,460,009)**	**-**	**28,525,239**

Amount in Rs.

	Group		Company	
	As at Ashad 31, 2077 (July 15, 2020)	As at Ashad 31, 2076 (July 16, 2019)	As at Ashad 31, 2077 (July 15, 2020)	As at Ashad 31, 2076 (July 16, 2019)
12/13. TRADE PAYABLES				
Trade payables for goods and services	113,645,723	63,110,324	113,601,123	63,065,724
Total	**113,645,723**	**63,110,324**	**113,601,123**	**63,065,724**
13/14. OTHER FINANCIAL LIABILITIES				
CURRENT				
Payable for property, plant and equipment	2,286,192	6,752,824	2,286,192	6,752,824
Employee benefits payable	9,799,453	6,184,935	9,799,453	6,184,935
Payable to provident and other funds	31,917,679	26,827,508	31,917,679	26,827,508
Unpaid dividend	12,592,371	11,389,672	12,592,371	11,389,671
Others	3,122,444	2,610,120	3,122,444	2,610,120
Total	**59,718,139**	**53,765,059**	**59,718,139**	**53,765,058**
14/15. OTHER LIABILITIES				
CURRENT				
Advance collected from customers	1,307,765	278,339	1,307,765	278,339
Statutory dues	235,729,009	8,472,503	235,728,409	8,469,403
Employees' bonus	69,677,070	82,228,257	69,677,070	82,228,257
Corporate social responsibility	5,311,247	5,370,427	5,311,247	5,370,427
Total	**312,025,091**	**96,349,526**	**312,024,491**	**96,346,426**
15/16. CURRENT TAX LIABILITIES / ADVANCE INCOME TAX (NET)				
Provision for income tax	506,922,640	347,808,159	506,922,640	347,808,159
Less: advance tax	(431,021,548)	(340,832,033)	(431,021,548)	(340,832,033)
Total	**75,901,092**	**6,976,126**	**75,901,092**	**6,976,126**

Amount in Rs.

	Group		Company	
	For the year ended Ashad 31, 2077 (July 15, 2020)	*For the year ended Ashad 31, 2076 (July 16, 2019)*	*For the year ended Ashad 31, 2077 (July 15, 2020)*	*For the year ended Ashad 31, 2076 (July 16, 2019)*
16/17. REVENUE FROM OPERATIONS				
Local sales	4,708,285,075	6,381,122,315	4,708,285,075	6,381,122,315
Export sales	109,296	7,599,476	109,296	7,599,476
Royalty income	58,666,100	50,635,141	58,666,100	50,635,141
Total	**4,767,060,471**	**6,439,356,932**	**4,767,060,471**	**6,439,356,932**
17/18. COST OF GOODS SOLD				
Raw materials consumed	529,899,079	555,868,772	529,899,079	555,868,772
Packing and auxillary materials consumed	386,968,828	630,849,237	386,968,828	630,849,237
Purchase of Stock-in-trade	127,825,879	60,415,579	127,825,879	60,415,579
Cost of raw material sold	106,273,400	55,417,791	106,273,400	55,417,791
Packing materials write off	-	3,602,479	-	3,602,479
Change in semi finished goods and finished goods				
Opening stock				
Semi finished goods	8,317,173	14,372,055	8,317,173	14,372,055
Finished goods	66,201,977	171,599,159	66,201,977	171,599,159
	74,519,150	**185,971,214**	**74,519,150**	**185,971,214**
Closing stock				
Semi finished goods	19,528,485	8,317,173	19,528,485	8,317,173
Finished goods	115,385,769	66,201,977	115,385,769	66,201,977
	134,914,254	**74,519,150**	**134,914,254**	**74,519,150**
Total change in semi finished goods and finished goods	**(60,395,104)**	**111,452,064**	**(60,395,104)**	**111,452,064**
Total	**1,090,572,082**	**1,417,605,922**	**1,090,572,082**	**1,417,605,922**
18/19. MANUFACTURING EXPENSES				
Power and fuel	6,992,293	10,219,743	6,992,293	10,219,743
Blending and distillation charges	28,189,180	43,301,768	28,189,180	43,301,768
Repair and maintenance	6,775,840	22,237,508	6,775,840	22,237,508
Wages and service charges	35,510,662	59,305,922	35,510,662	59,305,922
Other expenses	1,534,811	3,145,276	1,534,811	3,145,276
Total	**79,002,786**	**138,210,217**	**79,002,786**	**138,210,217**

Amount in Rs.

	Group		Company	
	For the year ended Ashad 31, 2077 (July 15, 2020)	For the year ended Ashad 31, 2076 (July 16, 2019)	For the year ended Ashad 31, 2077 (July 15, 2020)	For the year ended Ashad 31, 2076 (July 16, 2019)
19/20. OTHER OPERATING INCOME				
Rent income	-	20,000	80,000	45,000
Liabilities written back	871,815	40,930	871,815	40,930
Gain/(loss) on sale of property, plant and equipment (net)	7,334	732,130	7,334	1,688,657
Total	**879,149**	**793,060**	**959,149**	**1,774,587**
20/21. EMPLOYEE BENEFITS EXPENSES				
Salary and allowances	81,181,259	89,202,585	81,181,259	89,202,585
Contribution to provident fund	4,146,859	3,915,229	4,146,859	3,915,229
Staff welfare expenses	2,887,443	3,691,678	2,887,443	3,691,678
Gratuity	3,454,104	3,261,338	3,454,104	3,261,338
Earned leave	-	2,305,776	-	2,305,776
Employees' bonus	69,677,070	82,228,257	69,677,070	82,228,257
Total	**161,346,735**	**184,604,863**	**161,346,735**	**184,604,863**

Amount in Rs.

	Group		Company	
	For the year ended Ashad 31, 2077 (July 15, 2020)	For the year ended Ashad 31, 2076 (July 16, 2019)	For the year ended Ashad 31, 2077 (July 15, 2020)	For the year ended Ashad 31, 2076 (July 16, 2019)
21/22. ADMINISTRATION AND OTHER EXPENSES				
Annual general meeting expenses	239,220	695,330	239,220	695,330
Repair and maintenance	2,764,257	6,708,285	2,764,257	6,708,285
Office expenses	4,579,271	5,706,153	4,579,271	5,706,153
Travelling and conveyance	2,883,523	1,720,721	2,883,523	1,720,721
Charity and donations	812,802	788,252	812,802	788,252
Corporate social responsibility expenses	4,669,170	5,370,427	4,669,170	5,370,427
Audit fees	415,000	340,000	375,000	300,000
Rent	3,809,039	1,591,367	3,809,039	1,591,367
Rates and taxes	7,231,055	6,087,861	7,175,046	6,016,761
Power and fuel	2,427,136	3,239,478	2,427,136	3,239,478
Management fees	97,131,530	104,252,220	97,131,530	104,252,220
Meeting fees	514,000	714,000	514,000	714,000
Communication, postage and courier	1,857,831	2,046,895	1,857,831	2,046,895
Printing and stationery	522,810	965,107	522,810	965,107
Professional fees	2,186,561	2,776,670	2,186,561	2,776,670
Training expenses	2,860	211,690	2,860	211,690
Security and other service expenses	6,522,957	7,994,207	6,522,957	7,994,207
Insurance	5,098,320	4,414,707	5,098,320	4,414,707
Bank charges	1,002,765	1,655,218	1,002,765	1,653,888
Guest entertainment	1,637,329	1,493,526	1,637,329	1,493,526
Laboratory and sample expenses	92,495	30,618	92,495	30,618
Foreign exchange loss	3,006	217,339	3,006	217,339
Bad debts	157,394	583,269	157,394	583,269
Property, plant and equipment write off	-	8,614,670	-	8,614,670
Miscellaneous expenses	410,892	2,965,133	410,893	2,965,132
Total	**146,971,223**	**171,183,143**	**146,875,215**	**171,070,712**

Amount in Rs.

	Group		Company	
	For the year ended Ashad 31, 2077 (July 15, 2020)	*For the year ended Ashad 31, 2076 (July 16, 2019)*	*For the year ended Ashad 31, 2077 (July 15, 2020)*	*For the year ended Ashad 31, 2076 (July 16, 2019)*
22/23. SELLING AND DISTRIBUTION EXPENSE				
Sales promotion	169,139,279	387,189,646	169,139,279	387,189,646
Insurance	345,620	444,188	345,620	444,188
Delivery expense	51,234,944	66,548,775	51,234,944	66,548,775
Total	**220,719,843**	**454,182,609**	**220,719,843**	**454,182,609**
23/24. FINANCE COSTS				
Interest expense:				
On borrowing from banks measured at amortised cost				
On term loan	3,868,311	1,440,570	3,868,311	1,440,570
On short term and working capital loan	25,606,303	17,922,503	25,606,303	17,922,503
Other borrowing costs	813,000	450,000	813,000	450,000
Total	**30,287,614**	**19,813,073**	**30,287,614**	**19,813,073**

Amount in Rs.

	Group		Company	
	For the year ended Ashad 31, 2077 (July 15, 2020)	*For the year ended Ashad 31, 2076 (July 16, 2019)*	*For the year ended Ashad 31, 2077 (July 15, 2020)*	*For the year ended Ashad 31, 2076 (July 16, 2019)*
24/25. TAX EXPENSES				
A. AMOUNT RECOGNISED IN PROFIT OR LOSS				
Current tax				
Income tax for the year	159,114,481	197,707,597	159,114,481	197,707,597
Income tax related to previous years	-	8,763,979	-	8,763,979
Total current tax	**159,114,481**	**206,471,576**	**159,114,481**	**206,471,576**
Deferred tax				
Deferred tax for the year	1,062,197	(3,460,009)	1,062,197	(3,460,009)
Total deferred tax	**1,062,197**	**(3,460,009)**	**1,062,197**	**(3,460,009)**
Total	**160,176,678**	**203,011,567**	**160,176,678**	**203,011,567**
B. AMOUNT RECOGNISED IN OTHER COMPREHENSIVE INCOME				
The tax (charge)/credit arising on income and expenses recognised in other comprehensive income is as follows:				
On items that will not be reclassified to profit or loss				
Remeasurements of Defined Benefit Obligations	-	-	-	-
Total	-	-	-	-
B. RECONCILIATION OF INCOME TAX EXPENSE AND ACCOUNTING PROFIT				
Profit before tax	**626,917,624**	**738,960,355**	**627,093,632**	**740,054,313**
Income tax at the applicable rate	159,856,073	188,672,621	159,908,876	188,713,850
Tax effect of amounts which are not deductible / (included) in calculating taxable income:				
Non-deductible expense	267,802	1,935,195	267,802	1,935,195
Taxable loss not recognised	52,803	41,229	-	-
Interest paid	-	3,137,690	-	3,137,690
Movement in other temporary differences	-	6,186,635	-	6,186,635
Effect of changes in the applicable tax rate	-	(5,725,782)	-	(5,725,782)
Income tax related to previous years	-	8,763,979	-	8,763,979
Income tax recognised in profit or loss	**160,176,678**	**203,011,567**	**160,176,678**	**203,011,567**

Amount in Rs.

	Group		Company	
	For the year ended Ashad 31, 2077 (July 15, 2020)	*For the year ended Ashad 31, 2076 (July 16, 2019)*	*For the year ended Ashad 31, 2077 (July 15, 2020)*	*For the year ended Ashad 31, 2076 (July 16, 2019)*
25/26. EARNINGS PER SHARE				
The group discloses basic and diluted earnings per share (EPS) for its ordinary shares.				
Basic EPS is calculated by dividing the profit or loss attributable to ordinary shareholders of the group by the weighted average number of ordinary shares outstanding during the period.				
Diluted EPS is determined by adjusting the profit or loss attributable to ordinary shareholders and the weighted average number of ordinary shares outstanding for the effects of all dilutive potential ordinary shares, which comprise share options granted on convertible preference shares, debentures or to employees.				
Since, the group does not have any convertible instruments and has not granted any options to its employees, diluted EPS is considered the same as basic EPS.				
Profits attributed to equity holders of the Group	466,740,946	535,948,788	466,916,954	537,042,746
Weighted average number of shares	5,784,683	3,856,455	5,784,683	3,856,455
Basic and diluted earnings per share	**80.69**	**138.97**	**80.72**	**139.26**

26. Subsidiaries

The subsidiaries (which along with Himalayan Distillery Ltd., the parent, constitute the Group) considered in the preparation of these consolidated financial statements are:

Name	Percentage of ownership interest as at Ashad 31, 2077 (July 15, 2020)	Percentage of ownership interest as atAshad 31, 2076 (July 16, 2019)
Himalayan Multi Agro Ltd.	100	100
Himalayan Fisheries Ltd.	100	100

27. Dividend

For the year ended Ashad 31, 2077 (July 15, 2020), the board of directors have proposed for issuance of bonus shares in the ratio of 2:1 amounting to Rs. 289,234,125. Further the board of directors have also proposed a cash dividend of Rs. 50 per share amounting to Rs. 289,234,125 (2075-76: Interim dividend of Rs. 68.42 per share amounting to Rs. 263,858,651, bonus issue in the ratio of 2:1 with par value of Rs. 192,822,750 and final cash dividend of Rs. 52.63 amounting to Rs. 202,971,316).

28. Financial instrument and related disclosures

a. *Capital management*

The Group manages its capital to ensure that it will be able to continue as a going concern so that it can continue to provide returns for the shareholders and benefits for other stakeholders through optimisation of debt and equity balance. The Group monitors the return on capital employed based on asset turnover and profitability ratio.

The Group is not subject to any capital adequacy norms under regulations presently in force.

b. *Category of financial instrument*

Amount in Rs.

Particulars	As at Ashad 31, 2077 (July 15, 2020)		As at Ashad 31, 2076 (July 16, 2019)	
	Carrying Value	Fair value	Carrying value	Fair value
Financial assets				
Measured at amortised cost				
Trade receivables	911,576,944	911,576,944	403,175,744	403,175,744
Cash and cash equivalents	12,691,579	12,691,579	4,144,203	4,144,203
Total financial assets	**924,268,523**	**924,268,523**	**407,319,947**	**407,319,947**
Financial liabilities – measured at amortised cost				
Borrowings	152,351,668	152,351,668	166,476,124	166,476,124

Trade payables	113,645,723	113,645,723	63,110,324	63,110,324
Other financial liabilities	59,718,139	59,718,139	53,765,059	53,765,059
Total financial liabilities	**325,715,530**	**325,715,530**	**283,351,507**	**283,351,507**

c. ***Financial risk management***

The Group has a system-based approach to risk management with policies and procedures and internal financial controls aimed at identification, evaluation and management of key financial risks (such as market risks, credit risks and liquidity risks) that may arise as a consequence of its business operations as well as its investing and financing activities. Accordingly, the Group's risk management framework has the objective of ensuring that such risks are managed within acceptable and approved risk parameters in a consistent manner and in compliance with applicable regulation.

Market risk

Market risk is the risk that the fair value of future cash flows of a financial instrument will fluctuate because of changes in market prices, such as interest rate, foreign exchange rates, and equity prices, and will affect the Group's income or the value of its holdings of financial instruments.

The Group's exposure to the risk of changes in market interest rates relates primarily to the Group's term loan and short-term/demand loan with variable interest rates. The balance of term loans at the end of the year is Rs. 3,765,523 (2075-76: Rs. 5,328,284) and short-term and demand loan is Rs. 148,586,145 (2075-76: Rs. 161,147,840). The Group manages its interest rate risk by monitoring and managing cash flows and negotiating favorable rates on borrowings and deposits.

If interest rates had been higher/lower by 50 basis points and all other variables were held constant, the profit before tax for the year would decrease/increase by Rs. 1,484,368 (2075-76: Rs. 870,007).

The Group undertakes transactions denominated in foreign currency, mainly Indian Rupees which are not subject to the risk of exchange rate fluctuations.

The Group is not an active investor in equity markets.

Liquidity risk

The Group's current assets aggregate to Rs. 1,382,926,914 (2075-76: Rs. 755,667,273) including cash and cash equivalent of Rs. 12,691,579 (2075-76: Rs. 4,144,203) against the aggregate current liabilities of Rs. 711,685,683 (2075-76: Rs. 382,911,903) including term loan maturing within one year from the reporting date of Rs. 1,809,493 (2075-76: Rs. 1,563,028).

Further the Group has access to undrawn borrowing facilities from banks of Rs. 56,413,855

(2075-76: Rs. 23,854,719) as at the reporting date. In such circumstances, liquidity risk or the risk that the Group may not be able to settle or meet its liabilities as they become due does not exist.

Credit risk management

Credit risk is the risk of financial loss to the Group if a customer or counter party to a financial instrument fails to meet its contractual obligations and arises principally from Group's trade receivables.

The Group extends credit to its customers keeping in view its business interest in accordance with the Group's credit policy. Exceptions are managed and approved by appropriate authorities, after due consideration of the counterparty's credentials and financial capacity, trade practices and prevailing business and economic conditions. The Group's exposure as on the reporting date, net of loss allowance stood at Rs. 911,576,944 (2075-76: Rs. 403,175,744).

The Group carries other financial assets, such as balances with banks and other receivables. Bank deposits are held with commercial banks having a strong financial position and taking into account the experience of the Group over time, the counter party risk attached to such assets is considered insignificant.

d. *Fair value*

The following presents the fair value hierarchy of financial assets and liabilities measured at fair value on a recurring basis:

Amount in Rs.

Particulars	Fair value hierarchy (level)	As at Ashad 31, 2077 (July 15, 2020)	As at Ashad 31, 2076 (July 16, 2019)
Financial liabilities			
Measured at amortised cost			
Borrowings	3	1,956,030	3,765,256
Total financial liabilities		**1,956,030**	**3,765,256**

The carrying amounts of trade and other receivables, cash and cash equivalents, current portion of loans, current portion of borrowings, trade payables and due to employees and other parties are same as their fair values, due to their short-term nature.

An explanation of each level is provided below:

Level 1: Level 1 hierarchy includes financial instruments measured using quoted prices. This includes listed equity instruments that have quoted price. The fair value of all equity instruments which are traded on the stock exchanges is valued using the closing price as at the reporting date.

Level 2: The fair value of financial instruments that are not traded in an active market is determined using valuation techniques which maximise the use of observable market data and rely as little as possible on entity-specific estimates. If all significant inputs required to fair value an instrument are observable, the instrument is included in level 2.

Level 3: If one or more of the significant inputs is not based on observable market data, the instrument is included in level 3.

29. Related party disclosures

Names of related parties and description of relationship

a. ***Companies in which the investor (including close member of family) has significant influence***

- Jawalakhel Group of Industries Pvt. Ltd.
- JGI Distribution Pvt. Ltd.
- Rolling River Distillers Pvt. Ltd.
- Asian Distillery Pvt. Ltd.
- Food and Beverage Technology Research Centre Pvt. Ltd.
- Vijay Distillery Pvt. Ltd.
- R & R Suppliers Pvt. Ltd.
- Majestic Ventures P. Ltd.

b. **Key management personnel**

▪ Mr. Akhileshwor Prasad Singh	Chairman
▪ Mr. Narendra Kumar Basnet	Director
▪ Mr. Shankar Raj Pandey	Director
▪ Mr. Santoo Shrestha	Director
▪ Mr. Prakashmani Ghimire	Independent Director

Summary of the transactions with related parties

Amount in Rs.

Particulars	For the year ended	
	Ashad 31, 2077 (July 15, 2020)	Ashad 31, 2076 (July 16, 2019)
Sale of goods		
JGI Distribution Pvt. Ltd.	4,575,981,810	6,504,383,882
Rolling River Distillers Pvt. Ltd.	494,957,845	386,259,470
Asian Distillery Pvt. Ltd.	-	205,012,397
Food & Beverage Technology Research Centre Pvt. Ltd.	11,018	11,018
Vijay Distillery Pvt. Ltd.	209,596,920	84,976,000
Purchase of goods		
Rolling River Distillers Pvt. Ltd.	-	507,144
Asian Distillery Pvt. Ltd.	-	3,186,058
Food & Beverage Technology Research Centre Pvt. Ltd.	370,007,201	264,391,754
Vijay Distillery Pvt. Ltd.	-	460,733
Purchase of services		
Jawalakhel Group of Industries Pvt. Ltd.	109,758,629	117,805,009
Food & Beverage Technology Research Centre Pvt. Ltd.	28,050,430	41,848,047
Jawalakhel Group of Industries Pvt. Ltd.	109,758,629	-
JGI Distribution Pvt. Ltd.	61,117,216	-
Royalty income		
Rolling River Distillers Pvt. Ltd.	66,292,693	57,217,710
Expenses Reimbursed		
JGI Distribution Pvt. Ltd.	54,466,302	54,267,186
Jawalakhel Group of Industries Pvt. Ltd.	1,330,108	-
Vijay Distillery Pvt. Ltd.	1,297,780	407,728
Dividend Paid		
Food & Beverage Technology Research Centre Pvt. Ltd.	58,478,447	53,935,245
Majestic Ventures Pvt. Ltd.	9,544,737	8,320,710
R & R Suppliers Pvt. Ltd.	47,080,184	57,486,672

Summary of closing balances with related parties

Amount in Rs.

Particulars	Ashad 31, 2077 (July 15, 2020)	Ashad 31, 2076 (July 16, 2019)
Trade receivables		
JGI Distribution Pvt. Ltd.	901,081,977	402,172,394
Rolling River Distillers Pvt. Ltd.	9,581,512	-
Jawalakhel Group of Industries Pvt. Ltd.	31,552	-
Trade payables		
Vijay Distillery Pvt. Ltd.	1,297,780	-

Transaction with key management personnel

Meeting fees paid to chairman and directors during the year amount to Rs. 514,000 (2075-76: Rs. 404,000). Cash Dividend of Rs. 985,263.16 and dividend in form of bonus shares amounting to Rs. 2,808,000.00 (2075-76: Rs. 194,973,471) were also paid during the year.

Meeting fees paid to Independent Director during the year amount to Rs. 50,000 (2075-76: Rs. 60,000).

30. Commitment and contingencies

a. *Capital Commitment*

Amount of contracts remaining to be executed on capital account as on Ashad 31, 2077 (July 16, 2019) Rs. 1,161,088 (2075-76: Rs. Nil).

b. *Contingent liabilities*

The Group has received demand for additional income tax from the Large Tax Payers' Office for financial year 2061-62 and 2062-63 amounting to Rs. 8,478,212 (2075-76: Rs. 8,478,212), additional VAT for financial year 2058-59, 2061-62 and 2068-69 amounting to Rs. 32,504,824 (2075-76: Rs. 32,504,824) and excise duty for financial year 2061-62 amounting to Rs 2,777,779 (2075-76: Rs 2,777,779) which is under legal proceedings with the appropriate authorities. The Group has deposited Rs. 20,193,142 (2075-76: Rs. 20,193,142) for appeals.

कम्पनीको प्रवन्ध पत्रको दफा ५(ख), दफा ५(ग) मा र नियमावलीको नियम ५(ख), नियम ५(ख), नियम ५(घ), नियम ५(ङ), नियम ६, नियम ६(क), नियम १३ (ग), नियम १३ (ङ), नियम १३(ण) को (छ) मा कायम भएको संशोधीत व्यवस्था सम्वन्धमा खडा गरिएको तीन महले :

साविकमा भएको व्यवस्था	हाल कायम गरिएको व्यवस्था	कारण
प्रवन्ध पत्रको दफा ५(ख) मा कायम व्यवस्थाः कम्पनीको जारी पूजि रु.६०,१८,००,०००।- (साठी करोड अठार लाख) हुनेछ।	**प्रवन्ध पत्रको दफा ५(ख) मा कायम व्यवस्थाः** कम्पनीको जारी पूजि रु. ८६,७७,०२,३७५।०० (छयासी करोड सत्तहत्तर लाख दुई हजार तीन सय पचहत्तर) हुनेछ।	स्विकृत अधिकृत पूजि सम्म वढाउनु पर्ने आवश्यक्ता भएकोले।
प्रवन्ध पत्रको दफा ५(ग) मा कायम व्यवस्थाः कम्पनीको जारी पूजि मध्ये रु. ५७,८४,६८,२५०।००(सन्ताउन्न करोड चौरासी लाख अडसाठी हजार दुई सय पचास मात्र) को शेयर जारी गर्नेछ। जस मध्ये रु.३५,९३,१०,०००।०० संस्थापक समुहले र रु.२१,९१,५८,२५०।०० वरावरको सर्व साधारण शेयरधनीहरुले ग्रहण गर्नेछन।	**प्रवन्ध पत्रको दफा ५(ग) :** कम्पनीको जारी पूजि मध्ये रु. ८६,७७,०२,३७५।०० (छयासी करोड सत्तहत्तर लाख दुई हजार तीन सय पचहत्तर मात्र) को साधारण शेयर जारी हुनेछ।	संस्थापक समुह लेखिएको शेयरको तीन वर्षको लक ईन पिरियड समाप्त भएकोले र सवै शेयरहरु सर्वसाधारण शेयरमा नै सूचिकृत भएकोले।
नियमावलीको नियम ५(ख): कम्पनीको जारी पूजि रु.६०,१८,००,०००।- (साठी करोड अठार लाख) हुनेछ।	**नियमावलीको नियम ५(ख) मा कायम व्यवस्थाः** कम्पनीको जारी पूजि रु.८६,७७,०२,३७५।०० (छयासी करोड सत्तहत्तर लाख दुई हजार तीन सय पचहत्तर मात्र) हुनेछ।	कम्पनीले वोनस शेयर जारी गर्ने निर्णय गरेकोले।
नियमावलीको नियम ५(घ): कम्पनीले आफनो जारी पूजि मध्ये ५७,८४,६८२.५ किता साधारण शेयर विभाजन गरी जारी गर्नेछ। हाल प्रिफरेन्स शेयर सम्वन्धि व्यवस्था गरिएको छैन।	**नियमावलीको नियम ५(घ):** कम्पनीले आफनो जारी पूजि मध्ये ८६,७७,०२३.७५ किता साधारण शेयर विभाजन गरी जारी गर्नेछ। हाल प्रिफरेन्स शेयर सम्वन्धि व्यवस्था गरिएको छैन	कम्पनीले वोनस शेयर जारी गर्ने निर्णय गरेकोले।
नियमावलीको नियम ५(ङ):- कम्पनीले तत्काल जारी गरेको पूजि मध्ये ३५९३१०० थान संस्थापक समुहले र २१९१५८२.५ थान शेयर सर्व साधारण शेयरधनीहरुले ग्रहण गर्नेछन।	**नियमावलीको नियम ५(ङ):-** कम्पनीले तत्काल जारी गरेको पूजि मध्ये ८६७७०२३.७५ थान शेयर सर्व साधारण शेयरधनीहरुले ग्रहण गर्नेछन।	कम्पनीको लक ईन पिरियड समाप्त भएको र कम्पनीका सवै शेयरहरु सूचिकृत हुदा सर्व साधारण शेयर भनी उल्लेख भएको हुनाले।
नियमावलीको नियम ६:- यस कम्पनीको संचालक समितिमा ५ जना संचालकहरु रहनेछन र निजहरुको कार्य अवधि चार वर्षको हुनेछ। संचालक समितिमा संस्थापक समुहबाट ३ जना र सर्व साधारण शेयरधनी मध्येबाट २ जना संचालकहरुले प्रतिनिधित्व गर्ने छन।	**नियमावलीको नियम ६:-** यस कम्पनीको संचालक समितिमा एक जना स्वतन्त्र संचालक सहित ६ जना संचालकहरु रहनेछन। निजहरुको कार्यकाल चार वर्षको हुनेछ।	कम्पनीको लक ईन पिरियड समाप्त भएको र कम्पनीका सवै शेयरहरु सूचिकृत हुदा सर्व साधारण शेयर भनी उल्लेख भएको हुनाले संस्थापक र सर्व साधारण भनी उल्लेख गर्न नपर्ने।

नियमावलीको नियम ६(क) :- नियम ६ मा उल्लेखित भएका संचालकका अतिरिक्त कम्पनीले एक जना स्वतन्त्र संचालक नियुक्ती गर्नेछ । निजको हक अधिकार र दायित्व ऐनमा व्यवस्था भए बमोजिम हुनेछ ।	**नियमावलीको नियम ६(क) :** हटाईएको।	नियमावलीको नियम ६ मा नै व्यवस्था गरिएकोले यस सम्बन्धी व्यवस्थालाई हटाईएको ।
नियम १३(ग) : साधारण सभामा मतदान गर्न पाउने कम्पनीको जम्मा ६७ % शेयरहरुको प्रतिनिधित्व गर्ने शेयरवालाहरु स्वंयम वा निजको प्रतिनिधि उपस्थित नभै सभाको काम हुने छैन । तर दोस्रो पटक ७ दिनको म्याद दिई सभा वोलाउदा ३३ % शेयरको प्रतिनिधित्व हुने गरी शेयरवाला स्वयंम वा प्रतिनिधि उपस्थित भएमा सभाको गणपुरक भएको मानिने छ । विषेश साधारण सभाको लागि ७५ % शेयरको प्रतिनिधित्व भएको हुनु पर्नेछ । चुक्ता पूजिको कम्तीमा १० % शेयर लिने शेयरवालाले साधारण सभाको माग गरेमा समितिले विशेष साधारण सभा वोलाउनु पर्नेछ । तर कम्तीमा ७ जना शेयरवाला वा निजका प्रतिनिधि उपस्थित हुनु पर्नेछ ।	**नियमावलीको नियम १३(ग) :** कम्पनीको साधारण सभामा वांडफाड भएको कुल शेयर संख्याको पचास प्रतिशत भन्दा वढिको शेयरको प्रतिनिधित्व हुने गरी कुल शेयरधनी मध्ये कम्तीमा तीन जना शेयरधनीहरु स्वंय वा आफनो प्रतिनिधि मार्फत उपस्थित भएमा सभा गर्न सक्नेछ । सभा गर्न गणपुरक संख्या नपुगेको कारणवाट दोस्रो पटक सभा वोलाउदा वांडफाड भएको कुल शेयर संख्याको पचिस प्रतिशत शेयरको प्रतिनिधित्व र तीन जना शेयरधनी स्वयं वा प्रतिनिधि मार्फत उपस्थित भएमा सभा गर्न सकिने छ । विषेस साधारण सभा भने ऐनमा उल्लेख भए बमोजिम हुनेछ । सभामा शेयरधनीहरु भौतिक रुपमा वा विद्युतीय माध्यम प्रयोग गरी Virtual उपस्थित हुन सक्नेछन ।	कम्पनी ऐनमा व्यवस्था भए बमोजिम अनुकुल हुने गरि संसोधन गरिएको ।
१३(ङ) संचालक समितिको नियुक्ती वार्षिक साधारण सभामा कम्पनी ऐन २०५३ को दफा ७३ को अधिनमा रहि गरिनेछ । कुनै संचालकको पदावधि छदै पद रिक्त हुन आएमा वांकी अवधिको लागि संचालक समितिले संचालकको जुन समूह तर्फको संचालक पद रिक्त हुन पुगेको हो सोही समुहका शेयरधनीहरुवाट संचालक नियुक्ती गरिनेछ ।	**१३(ङ)** संचालक समितिको नियुक्ती कम्पनी ऐन २०६३ को अधिनमा रहि गरिनेछ । कुनै संचालकको पदावधि छदै पद रिक्त हुन आएमा सो पदमा वांकी अवधिको लागि संचालक समितिले नियुक्ती गर्नेछ ।	सवै शेयर साधारण शेयरमा सुचिकृत भएकोले समुह छुटयाउन आवश्यक नभएको।
नियमावलीको नियम १३(ण) को (६): संचालक समितिको वैठकमा उपस्थित भई मतदान गर्ने अधिकार प्राप्त संचालकहरुको जम्मा शंख्याको ५१% संचालक उपस्थित नभै संचालक समितिको कुनै वैठक वस्ने छैन ।	**नियमावलीको नियम १३(ण) को (६):** संचालक समितिको वैठक विद्युतीय संचार माध्यम प्रयोग गरी Virtual उपस्थित भएर पनि वस्न सक्नेछ । वैठकमा वहुमत संचालकहरुको स्वयं उपस्थिती अनिवार्य हुनु पर्नेछ । वहुमत संचालक समितिका सदस्यको उपस्थिती नभएमा वैठक वस्न सक्ने छैन ।	प्रविधिको विकाश भएको परिपेक्ष्यमा सो को उपयोग गरी कार्य गर्न उपयुक्त र सहजता होस् भन्ने उद्धेश्यले संसोधन आवश्यक भएको ।

N. Amatya & Co.
Chartered Accountants

UDIN: 201220CA00209X3zk1

INDEPENDENT AUDITOR'S REPORT
TO THE SHAREHOLDERS OF
HIMALAYAN FISHERIES LTD.

Report on the audit of the financial statements

Opinion
We have audited the financial statements of **Himalayan Fisheries Ltd.** *(hereinafter referred to as "the Company")*, which comprise the balance sheet as at Ashad 31, 2077 (July 15, 2020), and the profit and loss account, the statement of changes in equity, the statement of cash flow for the year then ended, and notes to the financial statements, including a summary of significant accounting policies.

In our opinion, the accompanying financial statements present fairly, in all material respects, the financial position of the Company as at Ashad 31, 2077 (July 15, 2020), and its financial performance and its cash flows for the year then ended in accordance with Nepal Accounting Standards (NAS).

Basis for opinion
We conducted our audit in accordance with Nepal Standards on Auditing (NSAs). Our responsibilities under those standards are further described in the auditor's responsibilities for the audit of the financial statements section of our report. We are independent of the Company in accordance with the code of ethics for professional accountant issued by Institute of Chartered Accountants of Nepal (ICAN) together with the ethical requirements that are relevant to our audit of the financial statements under the provisions of the Cômpanies Act, 2063 and we have fulfilled our other ethical responsibilities in accordance with these requirements and the ICAN's Code of Ethics for professional accountants. We believe that the audit evidence obtained by us is sufficient and appropriate to provide a basis for our audit opinion on the financial statements.

Responsibilities of management and those charged with governance for the financial statements
The management of the Company is responsible for the preparation and fair presentation of the financial statements in accordance with NAS, and for such internal control as management determines is necessary to enable the preparation of financial statements that are free from material misstatement, whether due to fraud or error.

In preparing the financial statements, management is responsible for assessing the Company's ability to continue as a going concern, disclosing, as applicable, matters related to going concern and using the going concern basis of accounting unless management either intends to liquidate the Company or to cease operations, or has no realistic alternative but to do so.

Those charged with governance are responsible for overseeing the Company's financial reporting process.

Auditor's responsibilities for the audit of the financial statements
Our objectives are to obtain reasonable assurance about whether the financial statements as a whole are free from material misstatement, whether due to fraud or error, and to issue an auditor's report that includes our opinion. Reasonable assurance is a high level of assurance, but is not a guarantee that an audit conducted in accordance with NSAs will always detect a material misstatement when it exists. Misstatements can arise from fraud or error and are considered material if, individually or in the aggregate, they could reasonably be expected to influence the economic decisions of users taken on the basis of these financial statements.

As part of an audit in accordance with NSAs, we exercise professional judgement and maintain professional skepticism throughout the audit. We also:

- Identify and assess the risks of material misstatement of the financial statements, whether due to fraud or error, design and perform audit procedures responsive to those risks, and obtain audit evidence that is sufficient and appropriate to provide a basis for our opinion. The risk of not detecting a material misstatement resulting from fraud is higher than for one resulting from error,

Fourth Floor, Gajendra Bhawan, 1784/42 Ramshah Path, Kathmandu, Nepal
T : 977-1-4010660, F :977-1-4010661, E : info@namatya.com.np

as fraud may involve collusion, forgery, intentional omissions, misrepresentations, or the override of internal control.

- Obtain an understanding of internal control relevant to the audit in order to design audit procedures that are appropriate in the circumstances, but not for the purpose of expressing an opinion on the effectiveness of the Company's internal control.
- Evaluate the appropriateness of accounting policies used and the reasonableness of accounting estimates and related disclosures made by management.
- Conclude on the appropriateness of management's use of the going concern basis of accounting and, based on the audit evidence obtained, whether a material uncertainty exists related to events or conditions that may cast significant doubt on the Company's ability to continue as a going concern. If we conclude that a material uncertainty exists, we are required to draw attention in our auditor's report to the related disclosures in the financial statements or, if such disclosures are inadequate, to modify our opinion. Our conclusions are based on the audit evidence obtained up to the date of our auditor's report. However, future events or conditions may cause the Company to cease to continue as a going concern.
- Evaluate the overall presentation, structure and content of the financial statements, including the disclosures, and whether the financial statements represent the underlying transactions and events in a manner that achieves fair presentation.

We communicate with those charged with governance regarding, among other matters, the planned scope and timing of the audit and significant audit findings, including any significant deficiencies in internal control that we identify during our audit.

Report on other legal and regulatory requirements

We report that:

a. We have obtained all the information and explanations which to the best of our knowledge and belief were necessary for the purpose of our audit.

b. In our opinion, proper books of account as required by law have been kept by the Company, so far as appears from our examination of those books.

c. The enclosed balance sheet, profit and loss account and statement of cash flows have been prepared in conformity with provision of the Company Act, 2063 and the same are in agreement with the books of account maintained by the Company.

d. To the best of our information and according to explanations given to us and so far appeared from our examination of the books of account of the Company necessary for the purpose of our audit, we have not come across cases where Board of Directors or any employees of the Company have acted contrary to the provisions of law relating to the accounts or committed any misappropriation or caused loss or damage to the Company relating to the accounts in the Company.



Manish Amatya
Partner
For: N. Amatya & Co.
Chartered Accountants

Address: Putalisadak, Kathmandu
Date: December 17, 2020

HIMALAYAN FISHERIES LTD.

BALACNE SHEET

AS AT ASHAD 31, 2077 (JULY 15, 2020)

Amount in Rs.

	Sch.	As at Ashad 31, 2077	As at Ashad 31, 2076
CAPITAL AND LIABILITIES			
Capital & Reserve			
(a) Share Capital	1	-	-
(b) Reserve & Surplus		(170,200)	(87,600)
TOTAL		**(170,200)**	**(87,600)**
ASSETS			
Fixed Assets		-	-
Current Assets			
(a) Cash on Hand		2,400	-
Total Current Assets		**2,400**	-
Current Liabilities			
(a) Current Liabilities	2	172,600	87,600
(b) Provision for Income Tax		-	-
Total Current Liabilities		**172,600**	**87,600**
Net Current Assets		**(170,200)**	**(87,600)**
TOTAL		**(170,200)**	**(87,600)**

Significant Accounting Policies & Notes to Accounts 4
Schedule 1 to 4 form an integral part of the Financial Statement

As per our attached report of even date

Niraj Subedi
Chief Finance Officer

Santoo Shrestha
Director

Akhileshwor P. Singh
Chairman

Manish Amatya
Partner
N. Amatya & Co.
Chartered Accountants

Date: 17, December, 2020
Place: Kathmandu

HIMALAYAN FISHERIES LTD.

PROFIT AND LOSS ACCOUNT

FOR THE YEAR ENDED ON ASHAD 31, 2077 (JULY 15, 2020)

Amount in Rs.

	Sch.	Current Year 2076-77	Previous Year 2075-76
Revenue		-	-
Cost of Sales		-	-
Gross Profit		-	-
Administrative Expenses	3	82,600	87,600
Profit / (Loss) from Operation		**(82,600)**	**(87,600)**
Income Tax			
Current tax		-	-
Income Tax For Previous Year		-	-
Net Profit / (Loss) after tax		**(82,600)**	**(87,600)**
Balance of Profit/ (Loss) of the Previous Year		(87,600)	-
Balance of Profit/(Loss) carried to Balance Sheet		**(170,200)**	**(87,600)**

Significant Accounting Policies & Notes to Accounts 4

Schedule 1 to 4 form an integral part of the Financial Statement

As per our attached report of even date

Niraj Subedi
Chief Finance Officer

Santoo Shrestha
Director

Akhileshwor P. Singh
Chairman

Manish Amatya
Partner
N. Amatya & Co.
Chartered Accountants

Date: 17, December, 2020
Place: Kathmandu

HIMALAYAN FISHERIES LTD.

STATEMENT OF CASH FLOW

FOR THE YEAR ENDED ON ASHAD 31, 2077 (JULY 15, 2020)

Amount in Rs.

			Current Year 2076-77	Previous Year 2075-76
A.	**CASH FLOW FROM OPERATING ACTIVITIES**			
	Net profit / (Loss) before tax		(82,600)	(87,600)
	Adjustment:			
	Depreciation		-	-
	Operating Profit before working capital changes		**(82,600)**	**(87,600)**
	Changes in Working Capital :			
	(Increase) / Decrease in Current Liabilities		85,000	87,600
	Cash generated from operations		**2,400**	-
	Payment of Income Tax		-	-
	Net Cash from Operating Activities	**A**	**2,400**	-
B.	**CASH FLOW FROM INVESTING ACTIVITIES**			
	Purchase of Fixed Assets		-	-
	Net cash Flow from Investing Activities	**B**	-	-
C.	**CASH FLOW FROM FINANCING ACTIVITIES**			
	Payment of Interest		-	-
	Net Cash from Financing Activities	**C**	-	-
	Net increase/(Decrease) in Cash and Cash equivalents (A+B+C)		**2,400**	-
	Cash and Cash Equivalent at the beginning of the year		-	-
	Cash and Cash Equivalent at the end of the year		**2,400**	-

Significant Accounting Policies & Notes to Accounts 4

Schedule 1 to 4 form an integral part of the Financial Statement

As per our attached report of even date

Niraj Subedi
Chief Finance Officer

Santoo Shrestha
Director

Akhileshwor P. Singh
Chairman

Manish Amatya
Partner
N. Amatya & Co.
Chartered Accountants

Date: 17, December, 2020
Place: Kathmandu

HIMALAYAN FISHERIES LTD.

STATEMENT OF CHANGES IN EQUITY

FOR THE YEAR ENDED ON ASHAD 31, 2077 (JULY 15, 2020)

Amount in Rs.

	Share Capital	Reserve & Surplus	Total
Balance at Jestha 28, 2076 (June 11, 2019)	-	-	-
Net Profit/(Loss) for the period	-	(87,600)	(87,600)
Balance at Ashad 31, 2076 (July 16, 2019)	-	**(87,600)**	**(87,600)**
Net Profit/(Loss) for the period	-	(82,600)	(82,600)
Balance at Ashad 31, 2077 (July 15, 2020)	-	**(170,200)**	**(170,200)**

As per our attached report of even date

Niraj Subedi
Chief Finance Officer

Santoo Shrestha
Director

Akhileshwor P. Singh
Chairman

Manish Amatya
Partner
N. Amatya & Co.
Chartered Accountants

Date: 17, December, 2020
Place: Kathmandu

N. Amatya & Co.
Chartered Accountants

UDIN: 201220CA00209XDYdn

INDEPENDENT AUDITOR'S REPORT
TO THE SHAREHOLDERS OF
HIMALAYAN MULTI AGRO LTD.

Report on the audit of the financial statements

Opinion

We have audited the financial statements of **Himalayan Multi Agro Ltd.** *(hereinafter referred to as "the Company")*, which comprise the balance sheet as at Ashad 31, 2077 (July 15, 2020), and the profit and loss account, the statement of changes in equity, the statement of cash flow for the year then ended, and notes to the financial statements, including a summary of significant accounting policies.

In our opinion, the accompanying financial statements present fairly, in all material respects, the financial position of the Company as at Ashad 31, 2077 (July 15, 2020), and its financial performance and its cash flows for the year then ended in accordance with Nepal Accounting Standards (NAS).

Basis for opinion

We conducted our audit in accordance with Nepal Standards on Auditing (NSAs). Our responsibilities under those standards are further described in the auditor's responsibilities for the audit of the financial statements section of our report. We are independent of the Company in accordance with the code of ethics for professional accountant issued by Institute of Chartered Accountants of Nepal (ICAN) together with the ethical requirements that are relevant to our audit of the financial statements under the provisions of the Companies Act, 2063 and we have fulfilled our other ethical responsibilities in accordance with these requirements and the ICAN's Code of Ethics for professional accountants. We believe that the audit evidence obtained by us is sufficient and appropriate to provide a basis for our audit opinion on the financial statements.

Responsibilities of management and those charged with governance for the financial statements

The management of the Company is responsible for the preparation and fair presentation of the financial statements in accordance with NAS, and for such internal control as management determines is necessary to enable the preparation of financial statements that are free from material misstatement, whether due to fraud or error.

In preparing the financial statements, management is responsible for assessing the Company's ability to continue as a going concern, disclosing, as applicable, matters related to going concern and using the going concern basis of accounting unless management either intends to liquidate the Company or to cease operations, or has no realistic alternative but to do so.

Those charged with governance are responsible for overseeing the Company's financial reporting process.

Auditor's responsibilities for the audit of the financial statements

Our objectives are to obtain reasonable assurance about whether the financial statements as a whole are free from material misstatement, whether due to fraud or error, and to issue an auditor's report that includes our opinion. Reasonable assurance is a high level of assurance, but is not a guarantee that an audit conducted in accordance with NSAs will always detect a material misstatement when it exists. Misstatements can arise from fraud or error and are considered material if, individually or in the aggregate, they could reasonably be expected to influence the economic decisions of users taken on the basis of these financial statements.

As part of an audit in accordance with NSAs, we exercise professional judgement and maintain professional skepticism throughout the audit. We also:

- Identify and assess the risks of material misstatement of the financial statements, whether due to fraud or error, design and perform audit procedures responsive to those risks, and obtain audit evidence that is sufficient and appropriate to provide a basis for our opinion. The risk of not detecting a material misstatement resulting from fraud is higher than for one resulting from error,

Fourth Floor, Gajendra Bhawan, 1784/42 Ramshah Path, Kathmandu, Nepal
T : 977-1-4010660, F :977-1-4010661, E : info@namatya.com.np

as fraud may involve collusion, forgery, intentional omissions, misrepresentations, or the override of internal control.

- Obtain an understanding of internal control relevant to the audit in order to design audit procedures that are appropriate in the circumstances, but not for the purpose of expressing an opinion on the effectiveness of the Company's internal control.
- Evaluate the appropriateness of accounting policies used and the reasonableness of accounting estimates and related disclosures made by management.
- Conclude on the appropriateness of management's use of the going concern basis of accounting and, based on the audit evidence obtained, whether a material uncertainty exists related to events or conditions that may cast significant doubt on the Company's ability to continue as a going concern. If we conclude that a material uncertainty exists, we are required to draw attention in our auditor's report to the related disclosures in the financial statements or, if such disclosures are inadequate, to modify our opinion. Our conclusions are based on the audit evidence obtained up to the date of our auditor's report. However, future events or conditions may cause the Company to cease to continue as a going concern.
- Evaluate the overall presentation, structure and content of the financial statements, including the disclosures, and whether the financial statements represent the underlying transactions and events in a manner that achieves fair presentation.

We communicate with those charged with governance regarding, among other matters, the planned scope and timing of the audit and significant audit findings, including any significant deficiencies in internal control that we identify during our audit.

Report on other legal and regulatory requirements

We report that:

a. We have obtained all the information and explanations which to the best of our knowledge and belief were necessary for the purpose of our audit.

b. In our opinion, proper books of account as required by law have been kept by the Company, so far as appears from our examination of those books.

c. The enclosed balance sheet, profit and loss account and statement of cash flows have been prepared in conformity with provision of the Company Act, 2063 and the same are in agreement with the books of account maintained by the Company.

d. To the best of our information and according to explanations given to us and so far appeared from our examination of the books of account of the Company necessary for the purpose of our audit, we have not come across cases where Board of Directors or any employees of the Company have acted contrary to the provisions of law relating to the accounts or committed any misappropriation or caused loss or damage to the Company relating to the accounts in the Company.



Manish Amatya
Partner
For, N. Amatya & Co.
Chartered Accountants

Address: Putalisadak, Kathmandu
Date: December 17, 2020

HIMALAYAN MULTI AGRO LTD.

BALANCE SHEET

AS AT ASHAD 31, 2077 (JULY 15, 2020)

Amount in Rs.

	Sch.	As at Ashad 31, 2077	As at Ashad 31, 2076
CAPITAL AND LIABILITIES			
Capital & Reserve			
(a) Share Capital	1	-	-
(b) Reserve & Surplus		(298,239)	(204,830)
TOTAL		**(298,239)**	**(204,830)**
ASSETS			
Fixed Assets - Land		21,100,000	21,100,000
Current Assets			
(a) Cash & Bank Balance	2	552,220	549,820
Total Current Assets		**552,220**	**549,820**
Current Liabilities			
(a) Current Liabilities	3	21,950,459	21,854,650
(b) Provision for Income Tax		-	-
Total Current Liabilities		**21,950,459**	**21,854,650**
Net Current Assets		**(21,398,239)**	**(21,304,830)**
TOTAL		**(298,239)**	**(204,830)**

Significant Accounting Policies & Notes to Accounts 5
Schedule 1 to 4 form an integral part of the Financial Statement

As per our attached report of even date

Niraj Subedi
Chief Finance Officer

Santoo Shrestha
Director

Akhileshwor P. Singh
Chairman

Manish Amatya
Partner
N. Amatya & Co.
Chartered Accountants

Date: 17, December, 2020
Place: Kathmandu

HIMALAYAN MULTI AGRO LTD.

PROFIT AND LOSS ACCOUNT

FOR THE YEAR ENDED ON ASHAD 31, 2077 (JULY 15 2020)

Amount in Rs.

	Schedule	Current Year 2076-77	Previous Year 2075-76
Revenue		-	-
Cost of Sales		-	-
Gross Profit		-	-
Administrative Expenses	4	93,409	49,830
Profit / (Loss) from Operation		**(93,409)**	**(49,830)**
Income Tax			
Current tax		-	-
Income Tax For Previous Year		-	-
Net Profit / (Loss) after tax		**(93,409)**	**(49,830)**
Balance of Profit/ (Loss) of the Previous Year		(204,830)	(155,000)
Balance of Profit/(Loss) carried to Balance Sheet		**(298,239)**	**(204,830)**

Significant Accounting Policies & Notes to Accounts 5
Schedule 1 to 4 form an integral part of the Financial Statement

As per our attached report of even date

Niraj Subedi
Chief Finance Officer

Santoo Shrestha
Director

Akhileshwor P. Singh
Chairman

Manish Amatya
Partner
N. Amatya & Co.
Chartered Accountants

Date: 17, December, 2020
Place: Kathmandu

HIMALAYAN MULTI AGRO LTD.

STATEMENT OF CASH FLOWS

FOR THE YEAR ENDED ON ASHAD 31, 2077 (JULY 15 2020)

Amount in Rs.

		Current Year 2076-77	Previous Year 2075-76
A.	**CASH FLOW FROM OPERATING ACTIVITIES**		
	Net profit / (Loss) before tax	(93,409)	(49,830)
	Adjustment:		
	Depreciation	-	-
	Operating Profit before working capital changes	**(93,409)**	**(49,830)**
	Changes in Working Capital :		
	(Increase) / Decrease in Current Liabilities & Provisions	95,809	21,699,650
	Cash generated from operations	**2,400**	**21,649,820**
	Income tax paid	-	-
	Net Cash from Operating Activities A	**2,400**	**21,649,820**
B.	**CASH FLOW FROM INVESTING ACTIVITIES**		
	Purchase of Fixed Assets	-	(21,100,000)
	Net cash Flow from Investing Activities B	-	**(21,100,000)**
C.	**CASH FLOW FROM FINANCING ACTIVITIES**		
	Payment of Interest	-	-
	Net Cash from Financing Activities C	-	-
Net increase/(Decrease) in Cash and Cash equivalents (A+B+C)		**2,400**	**549,820**
Cash and Cash Equivalent at the beginning of the year		549,820	-
Cash and Cash Equivalent at the end of the year		**552,220**	**549,820**

Significant Accounting Policies & Notes to Accounts 5
Schedule 1 to 4 form an integral part of the Financial Statement

As per our attached report of even date

Niraj Subedi
Chief Finance Officer

Santoo Shrestha
Director

Akhileshwor P. Singh
Chairman

Manish Amatya
Partner
N. Amatya & Co.
Chartered Accountants

Date: 17, December, 2020
Place: Kathmandu

HIMALAYAN MULTI AGRO LTD.

STATEMENT OF CHANGES IN EQUITY

FOR THE YEAR ENDED ON ASHAD 31, 2077 (JULY 15, 2020)

Amount in Rs.

	Share Capital	Reserve & Surplus	Total
Balance at 16 July, 2018 (32 Ashad, 2075)	-	**(155,000)**	**(155,000)**
Net Profit/(Loss) for the period	-	**(49,830)**	**(49,830)**
Balance at 16 July, 2019 (31 Ashad, 2076)	-	**(204,830)**	**(204,830)**
Net Profit/(Loss) for the period	-	**(93,409)**	**(93,409)**
Balance at 15 July, 2020 (31 Ashad, 2077)	-	**(298,239)**	**(298,239)**

As per our attached report of even date

Niraj Subedi
Chief Finance Officer

Santoo Shrestha
Director

Akhileshwor P. Singh
Chairman

Manish Amatya
Partner
N. Amatya & Co.
Chartered Accountants

Date: 17, December, 2020
Place: Kathmandu

नोट तथा टिपोट

मिति :

नोट तथा टिपोट

मिति :